

# MAJOR PRODUCT FEATURES

## Ford eSourceBook

To learn more about the features on this vehicle, go to [www.fordsourcebook.com](http://www.fordsourcebook.com)

## Transit Body Decoder

To learn more about the Transit body codes, go to [www.transitbodydecoder.com](http://www.transitbodydecoder.com)

### MODEL/SERIES/AVAILABILITY CHANGES

- Added Crew Van (201A) to the Transit program
- Added All-Wheel Drive (AWD) to the Transit program

### PACKAGES/OPTIONS ADDED

- New 3.5L PFDi V6 (998) engine and 2.0L EcoBlue® Bi-Turbo I4 Diesel (99A) engine and Biodiesel Engine Prep Package (98B)
- New 10-speed transmission (44U) replaces the 6-speed transmission
- New standard Ford Co-Pilot360™ Technologies, such as Post-Collision Braking, Pre-Collision Assist with Automatic Emergency Braking (AEB), Auto High-Beam Headlamps, Lane-Keeping System and Forward Collision Warning
- New optional Ford Co-Pilot360™ Technologies, such as Adaptive Cruise Control (60D), Enhanced Active Park Assist (94B), Blind Spot Information System (BLIS®) with Cross-traffic Alert and Trailer Coverage (65A), Side Sensing System (94A), Front and Rear Split-View Camera (61D) and Adjustable Speed Limiting Device (ASLD) are now available
- New Power Sliding Door (65C) has been added
- New standard FordPass™ Connect / Telematics Modem
- New Swivel seating packages (21T and 218)
- New 3-across, 'Dual-passenger', seating packages (212, 213, 216 and 217)
- New wheel options, such as 16" Forged Aluminum Wheel (64G), 16" Heavy-Duty Forged Aluminum Wheels (76E/76G)
- New Diffused Silver (FK), Agate Black (UM) and Kapoor Red (AW) paint colors
- New Ebony Cloth (CB), Ebony Leather (LB), Dark Palazzo Grey Cloth (CK) and Dark Palazzo Grey Vinyl (VK) seat materials and colors
- New exterior lighting features, such as High-Intensity Discharge (HID) Headlamps (91A), Autolamp (91B) and Front Fog Lamps (55D)
- New Extended Range Fuel Tank (31 gallons) (655)
- New functional features, such as Power Outlet – 110V/400W (90D) and Upfitter Interface Module (UIM) (55A) are now available
- New Instrument Panel and new Small, Medium and Large Center Consoles (67E)
- New standard USB Ports – 5 amps on Passenger Van XL and Passenger Van XLT
- New standard Electric Power Assisted Steering (EPAS)
- New Bulkhead with Lockable Door (47T) and Bulkhead with Window (47U) are now available on Cargo Van
- New Body Colored Front Bumper (53G), Body Colored Side Moldings (17N) are now available on Cutaway
- Added Nominal Tonnage chart
- New window/glass options, such as Egress Window (17L) and Safety Glass (65B)
- New interior options, such as Premium 'Wood-like' Flooring (16J)
- New Heavy-Duty Front Axle (41E) is now available
- New Smart Acceleration Truncation is now available for Fleet only (55B)
- New Vehicle Maintenance Monitor (61C) is now available
- New Enhanced Frontal Area Limitation (15E)
- New Dual-Note Horn (85D) option

### PACKAGES/OPTIONS CHANGED

- Changed Body Configuration chart to include new body codes
- Changed Window Offering chart to include new window/glass options
- Changed Front Seat Matrix, Rear Seat Matrix and Seat Configuration Chart to include new seats and seat features
- Updated the Axle Availability Chart
- Updated the Wheel Availability Chart to include new wheels
- Updated the Color & Trim Availability Chart to include seat material and paint swatches
- Updated the Engine Horsepower and Torque Ratings Chart
- All Audio Packs have been updated (58T, 58U, 58V, 58W, 58X, 58Y and 584)
- Speakers have been updated (91L and 91M)
- Alternators have been updated (Standard and 63C)
- 10-Passenger Seating is now standard on Regular Length Passenger Van
- Grilles have been updated. Transit now offers Three Bar Grilles (Carbon Black & Chrome Surround) and a Honeycomb Mesh with Carbon Black Surround
- Automatic Rain-Sensing Windshield Wipers are now standard
- Single-note Horn is now standard

### PACKAGES/OPTIONS DELETED

- Deleted Short-Arm Manual Mirrors (54A)
- Deleted 2<sup>nd</sup> and 4<sup>th</sup> row flip-row window packages (17G, 17H, 17J and 17K)
- Deleted CNG/Propane Gaseous Engine Prep Package (98C)
- Deleted 16" White Steel Wheel with Mini-Cap and Lug Nut Covers (64C)

### LATE AVAILABILITY ITEMS

- 2.0L EcoBlue® Bi-Turbo I4 Diesel (99A)
- Egress Window (17L)
- Premium "Wood-like" Flooring (16J)
- 3-Passenger Seating (212, 213, 216 and 217)
- Low Roof Crew Van (E1Z, E9Z, R1Z, R2Z, W1Z and W2Z)
- Programmable Battery Guard/Enhanced Cut-off Relay (59C)
- The combination of Radio Prep Package (58T) and FordPass™ Connect / Telematics Modem
- Bulkhead with Lockable Door (47T)
- Bulkhead with Window (47U)

### LATEST ORDER GUIDE UPDATES

- Updated Enhanced Frontal Area Limitation 2 (15E) maximum frontal area restriction up to 82 ft<sup>2</sup>. For additional information please reference the Incomplete Vehicle Manual and SVE Bulletins.
- High Capacity Upfitter Switches are now included in a new package called the Upfitter Package (67D).
- RV Prep Package (47D) is deleted from 20MY Transit program
- Deleted Tinted Glass (92B) as an orderable option. It is now standard.
- The combination of Dual Alternator (63C) and 3.5L PFDi V6 (998) engine has been deleted from 20MY Transit program
- Sunglass Holder has been deleted from 20MY Transit program
- Heavy-Duty Cargo Flooring (60B) is now an upgradeable option on the Interior Upgrade Package – Cargo Van (96C) and Load Area Protection Package (96D)
- Scuff Plate Kit (85A) is not available on the Interior Upgrade Package – Cargo Van (96C) and Load Area Protection Package (96D)

### Product Changes and Features Availability

Features, options and package content subject to change. Please check [www.fmcdealer.com](http://www.fmcdealer.com) for the most current information.

# 2020 TRANSIT STANDARD EQUIPMENT

| EXTERIOR                                                                                                   | CARGO VAN | CREW VAN | PASSENGER VAN XL | PASSENGER VAN XLT | CUTAWAY | CHASSIS CAB |
|------------------------------------------------------------------------------------------------------------|-----------|----------|------------------|-------------------|---------|-------------|
| Body Side Moldings – Carbon Black                                                                          | •         | •        | •                | •                 | •       | •           |
| <b>Bumpers</b>                                                                                             |           |          |                  |                   |         |             |
| Front Bumper – Carbon Black, Body Colored with Lower Valance                                               | •         | •        | •                | —                 | •       | •           |
| Front Bumper – Body Colored                                                                                | —         | —        | —                | •                 | —       | —           |
| Rear Bumper – Carbon Black, without Integral Step                                                          | •         | •        | •                | •                 | —       | —           |
| <b>Doors – Rear</b>                                                                                        |           |          |                  |                   |         |             |
| 50/50 Hinged Rear Door, 180-degree Opening (Regular Length)                                                | •         | •        | •                | •                 | —       | —           |
| 50/50 Hinged Rear Door, 253-degree Opening (Long and Extended Length configurations)                       | •         | •        | •                | •                 | —       | —           |
| <b>Doors – Side</b>                                                                                        |           |          |                  |                   |         |             |
| Sliding Passenger-side Door                                                                                | •         | •        | •                | •                 | —       | —           |
| <b>Exterior Lighting – Front</b>                                                                           |           |          |                  |                   |         |             |
| ★ Front Fog Lamps                                                                                          | —         | —        | —                | •                 | —       | —           |
| Halogen Headlamps                                                                                          | •         | •        | •                | —                 | •       | •           |
| Chrome-trimmed Halogen Headlamps with Autolamp                                                             | —         | —        | —                | •                 | —       | —           |
| Roof Marker Lamps (Included on DRW Cargo Van, Crew Van, Passenger Van XL and Passenger Van XLT)            | •         | •        | •                | •                 | •       | •           |
| <b>Exterior Lighting – Rear</b>                                                                            |           |          |                  |                   |         |             |
| Center High Mount Stop Lamp (CHMSL)                                                                        | •         | •        | •                | •                 | —       | —           |
| Taillamps                                                                                                  | •         | •        | •                | •                 | •       | •           |
| <b>Fuel</b>                                                                                                |           |          |                  |                   |         |             |
| Auxiliary Fuel Port                                                                                        | •         | •        | •                | •                 | •       | •           |
| Fuel Tank – Capless Fuel Fill, 25 U.S. gallons (midship)                                                   | •         | •        | •                | •                 | •       | •           |
| <b>Grille</b>                                                                                              |           |          |                  |                   |         |             |
| ★ Three Bar Grille with Carbon Black Surround                                                              | •         | •        | •                | —                 | —       | —           |
| ★ Three Bar Grille with Chrome Surround                                                                    | —         | —        | —                | •                 | —       | —           |
| ★ Honeycomb Mesh Grille with Carbon Black Surround                                                         | —         | —        | —                | —                 | •       | •           |
| <b>Mirrors</b>                                                                                             |           |          |                  |                   |         |             |
| Mirror Delete                                                                                              | —         | —        | —                | —                 | •       | •           |
| Short-Arm, Power Adjusting, Manual-Folding                                                                 | •         | •        | •                | —                 | —       | —           |
| Short-Arm, Power Adjusting, Power-Folding Heated with Turn Signals                                         | —         | —        | —                | •                 | —       | —           |
| <b>Running Boards</b>                                                                                      |           |          |                  |                   |         |             |
| Running Board                                                                                              | —         | •        | —                | —                 | —       | —           |
| <b>Tires – Single Rear Wheel (SRW)</b>                                                                     |           |          |                  |                   |         |             |
| 235/65R16C 121/119 R BSW all-season                                                                        | •         | •        | •                | •                 | •       | •           |
| <b>Tires – Dual Rear Wheel (DRW)</b>                                                                       |           |          |                  |                   |         |             |
| 195/75R16C 107/105 R BSW all-season (RWD with Standard Front Axle configurations only)                     | •         | •        | •                | •                 | •       | •           |
| 205/75R16C 113/111 BSW all-season (AWD, 11,000 GVWR or RWD with Heavy-Duty Front Axle configurations only) | •         | •        | •                | •                 | •       | •           |
| <b>Towing</b>                                                                                              |           |          |                  |                   |         |             |

# 2020 TRANSIT STANDARD EQUIPMENT

| EXTERIOR (continued)                                                                                                                                         | CARGO VAN | CREW VAN | PASSENGER VAN XL | PASSENGER VAN XLT | CUTAWAY | CHASSIS CAB |
|--------------------------------------------------------------------------------------------------------------------------------------------------------------|-----------|----------|------------------|-------------------|---------|-------------|
| Rear Tow Hook                                                                                                                                                | •         | •        | •                | •                 | —       | —           |
| <b>Wheels – SRW</b>                                                                                                                                          |           |          |                  |                   |         |             |
| 16" Silver Steel Wheel with Black Hubcap (Standard Front Axle configurations only)                                                                           | •         | •        | •                | —                 | •       | •           |
| 16" Steel Wheel with Full Silver Wheel Cover (Standard Front Axle configurations only)                                                                       | —         | —        | —                | •                 | —       | —           |
| 16" Silver Steel Wheel with Exposed Lug Nuts (Heavy-Duty Front Axle configurations only)                                                                     | •         | •        | •                | •                 | •       | •           |
| <b>Wheels – DRW</b>                                                                                                                                          |           |          |                  |                   |         |             |
| 16" Heavy-Duty Silver Steel Wheel with Exposed Lug Nuts<br><b>Note:</b> The center ornament only comes on the front wheels, and not on the rear wheels.      | •         | •        | •                | •                 | •       | •           |
| <b>Wheels – Spare Tire</b>                                                                                                                                   |           |          |                  |                   |         |             |
| Full-size Spare Tire and Wheel                                                                                                                               | •         | •        | •                | •                 | —       | —           |
| <b>Windows/Glass</b>                                                                                                                                         |           |          |                  |                   |         |             |
| Windows All-around                                                                                                                                           | —         | —        | •                | •                 | —       | —           |
| Rear-window                                                                                                                                                  | —         | •        | •                | •                 | —       | •           |
| No Cargo Area Windows                                                                                                                                        | •         | —        | —                | —                 | —       | —           |
| High-Strength Laminated Glass (Sliding Doors only)                                                                                                           | •         | •        | —                | —                 | —       | —           |
| Tinted Glass                                                                                                                                                 | •         | •        | •                | •                 | •       | •           |
| <b>INTERIOR</b>                                                                                                                                              |           |          |                  |                   |         |             |
| Cargo Tie-Down Hooks (Regular and Long Length configurations: 8 tie-down hooks; Extended Length: 10 tie-down hooks)                                          | •         | •        | —                | —                 | —       | —           |
| Step Well Pads – Black                                                                                                                                       | •         | •        | •                | •                 | —       | —           |
| <b>Center Console</b>                                                                                                                                        |           |          |                  |                   |         |             |
| ★ Small Center Console. Included with 3-Passenger Seating (212, 213, 216 and 217)<br><b>Note:</b> Includes an integrated shifter and a deployable cup holder | •         | —        | —                | —                 | •       | •           |
| ★ Medium Center Console<br><b>Note:</b> Includes an integrated shifter and a dual cup holder                                                                 | •         | •        | •                | —                 | •       | •           |
| ★ Large Center Console<br><b>Note:</b> Includes an integrated shifter, a dual cup holder and an additional storage area                                      | —         | —        | —                | •                 | —       | —           |
| <b>Door-Locks and Windows</b>                                                                                                                                |           |          |                  |                   |         |             |
| Glove Box – Locking                                                                                                                                          | •         | •        | •                | •                 | •       | •           |
| Rear Cargo Door – Interior Exit Handle                                                                                                                       | •         | •        | —                | —                 | —       | —           |
| Rear Cargo Door – Locking                                                                                                                                    | •         | •        | •                | •                 | —       | —           |
| Power Equipment Group (Power Locks and Windows) with Remote Keyless-Entry                                                                                    | •         | •        | •                | •                 | •       | •           |
| <b>Floor Covering</b>                                                                                                                                        |           |          |                  |                   |         |             |
| Vinyl, Front only                                                                                                                                            | •         | —        | —                | —                 | •       | •           |
| Vinyl, Front and Rear                                                                                                                                        | —         | •        | •                | —                 | —       | —           |
| Carpet, Front and Rear                                                                                                                                       | —         | —        | —                | •                 | —       | —           |
| Carpet Floor Mats, Front only                                                                                                                                | —         | —        | —                | •                 | —       | —           |
| <b>Rearview Mirror</b>                                                                                                                                       |           |          |                  |                   |         |             |
| Rearview Mirror (When Equipped with Rear Glass).                                                                                                             | —         | •        | •                | •                 | —       | •           |
| Rearview Mirror Delete (When Equipped Without Rear Glass)                                                                                                    | •         | —        | —                | —                 | •       | —           |
| <b>Interior Lighting</b>                                                                                                                                     |           |          |                  |                   |         |             |

★ = New for this model year

• = Available

# 2020 TRANSIT STANDARD EQUIPMENT

| INTERIOR (continued)                                                                                                                                                                                                     | CARGO VAN | CREW VAN | PASSENGER VAN XL | PASSENGER VAN XLT | CUTAWAY | CHASSIS CAB |
|--------------------------------------------------------------------------------------------------------------------------------------------------------------------------------------------------------------------------|-----------|----------|------------------|-------------------|---------|-------------|
| Front Dome Lamp with Map Lights and Theater Dimming                                                                                                                                                                      | •         | •        | •                | •                 | •       | •           |
| Rear Dome Lamp with Map Lights and Theater Dimming                                                                                                                                                                       | —         | —        | —                | •                 | —       | —           |
| Rear Compartment Lighting                                                                                                                                                                                                | •         | •        | •                | •                 | —       | —           |
| Rear Compartment LED Lamp Switch                                                                                                                                                                                         | •         | •        | —                | —                 | —       | —           |
| Accessory Delay – 30 minutes                                                                                                                                                                                             | •         | •        | •                | •                 | •       | •           |
| <b>Interior Trim</b>                                                                                                                                                                                                     |           |          |                  |                   |         |             |
| Front Overhead Shelf. Not included on Low Roof Cargo Van, Crew Van and Passenger Vans                                                                                                                                    | •         | •        | •                | •                 | •       | •           |
| A-Pillar Assist Handles (Driver and Passenger-side)                                                                                                                                                                      | •         | •        | •                | •                 | •       | •           |
| B-Pillar Assist Handle (Passenger-side)                                                                                                                                                                                  | •         | •        | •                | •                 | —       | —           |
| D-Pillar Weld Nuts                                                                                                                                                                                                       | •         | •        | —                | —                 | —       | —           |
| Headliner – Cloth, Front only                                                                                                                                                                                            | •         | •        | —                | —                 | •       | •           |
| Headliner – Cloth, Full-length                                                                                                                                                                                           | —         | —        | •                | •                 | —       | —           |
| <b>Rear View Camera</b>                                                                                                                                                                                                  |           |          |                  |                   |         |             |
| No Rear View Camera                                                                                                                                                                                                      | —         | —        | —                | —                 | •       | •           |
| <b>Seating – Front</b>                                                                                                                                                                                                   |           |          |                  |                   |         |             |
| Driver and Front-passenger Manual Reclining Bucket Seats with Adjustable Headrest (Includes driver-side and passenger-side inboard armrest)                                                                              | •         | •        | •                | •                 | •       | •           |
| Rear-Seat(s) Recline and Inboard Armrest                                                                                                                                                                                 | —         | —        | —                | •                 | —       | —           |
| <b>Note:</b> Last row of seats do not recline.                                                                                                                                                                           |           |          |                  |                   |         |             |
| Manual Driver-side Lumbar Support                                                                                                                                                                                        | —         | —        | •                | •                 | —       | —           |
| <b>Seating – Rear (Refer to the Rear Seat Matrix on page 24 for complete seat details)</b>                                                                                                                               |           |          |                  |                   |         |             |
| 5-Passenger Seating. 1 <sup>st</sup> row: 2 seats, 2 <sup>nd</sup> row: 3 seats.                                                                                                                                         | —         | •        | —                | —                 | —       | —           |
| ★10-Passenger Seating. 1 <sup>st</sup> row: 2 seats, 2 <sup>nd</sup> row: 2 seats, 3 <sup>rd</sup> row: 3 seats, 4 <sup>th</sup> row: 3 seats. Standard with Regular Length Passenger Van.                               | —         | —        | •                | •                 | —       | —           |
| 12-Passenger Seating. 1 <sup>st</sup> row: 2 seats, 2 <sup>nd</sup> row: 3 seats, 3 <sup>rd</sup> row: 3 seats, 4 <sup>th</sup> row: 4 seats. Standard with Long Length Passenger Van.                                   | —         | —        | •                | •                 | —       | —           |
| 15-Passenger Seating. 1 <sup>st</sup> row: 2 seats, 2 <sup>nd</sup> row: 3 seats, 3 <sup>rd</sup> row: 3 seats, 4 <sup>th</sup> row: 3 seats, 5 <sup>th</sup> row: 4 seats. Standard with Extended Length Passenger Van. | —         | —        | •                | •                 | —       | —           |
| <b>Sun Visors</b>                                                                                                                                                                                                        |           |          |                  |                   |         |             |
| Sun Visors                                                                                                                                                                                                               | •         | •        | •                | —                 | •       | •           |
| Illuminated Sun Visors                                                                                                                                                                                                   | —         | —        | —                | •                 | —       | —           |
| <b>FUNCTIONAL</b>                                                                                                                                                                                                        |           |          |                  |                   |         |             |
| Alternator – 240 amp (2.0L EcoBlue® Bi-Turbo I4 Diesel engine only) and 250 amp (3.5L PFDi V6 and 3.5L EcoBoost® V6 engines only)                                                                                        | •         | •        | •                | •                 | •       | •           |
| Frame Rail Extension Adapters                                                                                                                                                                                            | —         | —        | —                | —                 | •       | •           |
| ★Horn – Single-note                                                                                                                                                                                                      | •         | •        | •                | •                 | •       | •           |
| <b>Air Conditioning</b>                                                                                                                                                                                                  |           |          |                  |                   |         |             |
| Front only                                                                                                                                                                                                               | •         | •        | —                | —                 | •       | •           |

★ = New for this model year

• = Available

# 2020 TRANSIT STANDARD EQUIPMENT

| FUNCTIONAL (continued)                                                                                                                                                                                                                                                                                                                                                                                                                                                                                                 | CARGO VAN | CREW VAN | PASSENGER VAN XL | PASSENGER VAN XLT | CUTAWAY | CHASSIS CAB |
|------------------------------------------------------------------------------------------------------------------------------------------------------------------------------------------------------------------------------------------------------------------------------------------------------------------------------------------------------------------------------------------------------------------------------------------------------------------------------------------------------------------------|-----------|----------|------------------|-------------------|---------|-------------|
| Front and Rear                                                                                                                                                                                                                                                                                                                                                                                                                                                                                                         | —         | —        | •                | •                 | —       | —           |
| <b>Audio</b>                                                                                                                                                                                                                                                                                                                                                                                                                                                                                                           |           |          |                  |                   |         |             |
| Antenna – Fender Mounted                                                                                                                                                                                                                                                                                                                                                                                                                                                                                               | •         | •        | •                | •                 | •       | •           |
| AM/FM stereo, Bluetooth, Dual USB ports and a 4.0" multi-function display (Audio Pack #18)                                                                                                                                                                                                                                                                                                                                                                                                                             | •         | •        | •                | —                 | •       | •           |
| AM/FM stereo, Bluetooth, Dual USB ports, SYNC 3 and a 4.0" multi-function display (Audio Pack #19)                                                                                                                                                                                                                                                                                                                                                                                                                     | —         | —        | —                | •                 | —       | —           |
| <b>Batteries</b>                                                                                                                                                                                                                                                                                                                                                                                                                                                                                                       |           |          |                  |                   |         |             |
| Single Battery – 70 amp-hr (3.5L PFDi V6 engine only)                                                                                                                                                                                                                                                                                                                                                                                                                                                                  | •         | •        | •                | •                 | •       | •           |
| Single AGM Battery – 70 amp-hr (3.5L EcoBoost® V6 engine only)                                                                                                                                                                                                                                                                                                                                                                                                                                                         | •         | •        | •                | •                 | •       | •           |
| Dual AGM Batteries – 70 amp-hr each (2.0L EcoBlue® Bi-Turbo I4 Diesel engine only)                                                                                                                                                                                                                                                                                                                                                                                                                                     | •         | •        | •                | •                 | •       | •           |
| <b>Brakes</b>                                                                                                                                                                                                                                                                                                                                                                                                                                                                                                          |           |          |                  |                   |         |             |
| ★ Brakes – 4-wheel Anti-lock Disc Brakes<br><b>Note:</b> Depending on driving habits and configuration, the brake pad life is up to 50% improved. In addition, brake pad wear indicators are now included and will send a warning message to the cluster if brake pads reach a certain wear threshold.                                                                                                                                                                                                                 | •         | •        | •                | •                 | •       | •           |
| Manual Parking Brake                                                                                                                                                                                                                                                                                                                                                                                                                                                                                                   | •         | •        | •                | •                 | •       | •           |
| Push Down Manual Parking Brake (11,000 GVWR configuration only)                                                                                                                                                                                                                                                                                                                                                                                                                                                        | —         | —        | —                | —                 | •       | •           |
| <b>Embedded Modem</b>                                                                                                                                                                                                                                                                                                                                                                                                                                                                                                  |           |          |                  |                   |         |             |
| ★ FordPass™ Connect / Telematics Modem<br><b>Note:</b> Ford Telematics™ and Data Services Prep included for Fleet ONLY: FordPass™ Connect 4G Wi-Fi Modem provides data to support telematics and data services including but not limited to vehicle location, speed, idle time, fuel, vehicle diagnostics and maintenance alerts. Device enables telematics services through Ford or authorized providers. Activate at <a href="http://www.fleet.ford.com">www.fleet.ford.com</a> or call 833-FCS-Ford (833-327-3673). | •         | •        | •                | •                 | •       | •           |
| <b>Frontal Area Limitation</b>                                                                                                                                                                                                                                                                                                                                                                                                                                                                                         |           |          |                  |                   |         |             |
| Base Frontal Area Limitation<br><b>Note:</b> Provides a Vehicle Emission Control Information label with a frontal area restriction up to 72 ft². Frontal area limitation requires second unit body to meet profile restrictions. For additional information please reference the Incomplete Vehicle Manual and SVE Bulletins.                                                                                                                                                                                          | —         | —        | —                | —                 | •       | •           |
| <b>Instrumentation</b>                                                                                                                                                                                                                                                                                                                                                                                                                                                                                                 |           |          |                  |                   |         |             |

# 2020 TRANSIT STANDARD EQUIPMENT

| FUNCTIONAL (continued)                                                                                                                                                                                               | CARGO VAN | CREW VAN | PASSENGER VAN XL | PASSENGER VAN XLT | CUTAWAY | CHASSIS CAB |
|----------------------------------------------------------------------------------------------------------------------------------------------------------------------------------------------------------------------|-----------|----------|------------------|-------------------|---------|-------------|
| Tachometer, Fuel Level and Coolant Temperature                                                                                                                                                                       | •         | •        | •                | •                 | •       | •           |
| <b>Interior Power</b>                                                                                                                                                                                                |           |          |                  |                   |         |             |
| ★PowerPoint – 12V<br><b>Note:</b> One is located in the instrument panel and one in center console.                                                                                                                  | •         | •        | •                | •                 | •       | •           |
| ★USB Ports – 5 amps<br><b>Note:</b> Depending on seating configuration, one is located in each of the 2 <sup>nd</sup> row, 3 <sup>rd</sup> row, 4 <sup>th</sup> row and 5 <sup>th</sup> row.                         | —         | —        | •                | •                 | —       | —           |
| <b>Steering</b>                                                                                                                                                                                                      |           |          |                  |                   |         |             |
| ★Electric Power Assisted Steering (EPAS)                                                                                                                                                                             | •         | •        | •                | •                 | •       | •           |
| Steering Wheel – Power Rack and Pinion                                                                                                                                                                               | •         | •        | •                | •                 | •       | •           |
| Steering Wheel – Tilt and Telescoping                                                                                                                                                                                | •         | •        | •                | •                 | •       | •           |
| <b>Suspension</b>                                                                                                                                                                                                    |           |          |                  |                   |         |             |
| Front – Independent MacPherson-strut, Stabilizer Bar                                                                                                                                                                 | •         | •        | •                | •                 | •       | •           |
| Rear – Leaf Springs, Heavy-duty Gas Shock Absorbers                                                                                                                                                                  | •         | •        | •                | •                 | •       | •           |
| <b>SAFETY/SECURITY</b>                                                                                                                                                                                               |           |          |                  |                   |         |             |
| Autolocking Drive Away with Crash Unlocking. Not available with Manual Locks.                                                                                                                                        | •         | •        | •                | •                 | •       | •           |
| AdvanceTrac® w/Roll Stability Control™ (RSC®)                                                                                                                                                                        | •         | •        | •                | •                 | •       | •           |
| Safety Belts – 3-point, All Positions<br><b>Note:</b> Belt minder is included on the driver and front passenger seat(s).                                                                                             | •         | •        | •                | •                 | •       | •           |
| SecuriLock® Passive Anti-Theft System (PATS) with engine immobilizer                                                                                                                                                 | •         | •        | •                | •                 | •       | •           |
| SOS Post-Crash Alert System™. Not available with Radio Prep Pack (58T) and Audio Pack #18 (58U).<br><b>Note:</b> Automatically flashes the hazard lights and intermittently sounds the horn when the airbag deploys. | •         | •        | •                | •                 | •       | •           |
| Tire Pressure Monitoring System (TPMS). Standard on SRW and DRW configurations.                                                                                                                                      | •         | •        | •                | •                 | •       | •           |
| <b>Airbags</b>                                                                                                                                                                                                       |           |          |                  |                   |         |             |
| Driver and Passenger Airbags                                                                                                                                                                                         | •         | •        | •                | •                 | •       | •           |
| Passenger-side Airbag Cut-off Switch. Not available with Passenger Seat Delete (21J and 21K) or Right Hand Door Delete (60X) configurations                                                                          | •         | •        | —                | —                 | •       | •           |
| Safety Canopy® Side-curtain Airbags                                                                                                                                                                                  | •         | •        | •                | •                 | •       | •           |
| <b>FORD CO-PILOT360™ TECHNOLOGY</b>                                                                                                                                                                                  |           |          |                  |                   |         |             |
| ★Forward Collision Warning                                                                                                                                                                                           | •         | •        | •                | •                 | •       | •           |
| Hill Start Assist                                                                                                                                                                                                    | •         | •        | •                | •                 | •       | •           |

# 2020 TRANSIT STANDARD EQUIPMENT

| FORD CO-PILOT360™<br>TECHNOLOGY (continued)                                                                                                                                                                                                                                                    | CARGO VAN | CREW VAN | PASSENGER<br>VAN XL | PASSENGER<br>VAN XLT | CUTAWAY | CHASSIS<br>CAB |
|------------------------------------------------------------------------------------------------------------------------------------------------------------------------------------------------------------------------------------------------------------------------------------------------|-----------|----------|---------------------|----------------------|---------|----------------|
| ★ Post-Collision Braking<br><b>Note:</b> Can potentially lessen the severity of a secondary collision by automatically applying moderate brake pressure when an initial collision event is detected.                                                                                           | •         | •        | •                   | •                    | •       | •              |
| Side Wind Stabilization                                                                                                                                                                                                                                                                        | •         | •        | •                   | •                    | •       | •              |
| <b>Ford Co-Pilot360™</b>                                                                                                                                                                                                                                                                       |           |          |                     |                      |         |                |
| ★ Pre-Collision Assist with Automatic Emergency Braking (AEB)<br><b>Note:</b> If a potential collision is detected, a warning flashes and an alert sounds, and if the driver's response is not sufficient, the system can automatically apply the brakes to help minimize a frontal collision. | •         | •        | •                   | •                    | •       | •              |
| ★ Blind Spot Information System (BLIS®) with Cross-traffic Alert and Trailer Coverage<br><b>Note:</b> BLIS can alert the driver when a vehicle enters their blind spot. And when a trailer is connected, BLIS sensors extend the area of detection to include the length of the trailer.       | —         | —        | —                   | •                    | —       | —              |
| ★ Lane-Keeping System<br><b>Note:</b> Includes Lane-Keeping Alert and Driver Alert. This feature can alert the driver, during day or night, if their vehicle is unintentionally leaving its intended lane.                                                                                     | •         | •        | •                   | •                    | •       | •              |
| ★ Auto High-Beam Headlamps                                                                                                                                                                                                                                                                     | •         | •        | •                   | •                    | •       | •              |
| ★ Rear View Camera with Trailer Hitch Assist.<br><b>Note:</b> Camera will be high-mount for Medium Roof and High Roof.                                                                                                                                                                         | •         | •        | •                   | •                    | —       | —              |
| <b>Exterior Sensors</b>                                                                                                                                                                                                                                                                        |           |          |                     |                      |         |                |
| Reverse Sensing System                                                                                                                                                                                                                                                                         | —         | —        | —                   | •                    | —       | —              |
| ★ Side Sensing System                                                                                                                                                                                                                                                                          | —         | —        | —                   | •                    | —       | —              |
| <b>Windshield Wipers</b>                                                                                                                                                                                                                                                                       |           |          |                     |                      |         |                |
| Automatic Rain-Sensing Windshield Wipers                                                                                                                                                                                                                                                       | •         | •        | •                   | •                    | •       | •              |

# 2020 TRANSIT OPTIONAL EQUIPMENT

|                                                                                                                                                                                                                                                                                           | Body Type  | CARGO VAN | CREW VAN         | PASSENGER VAN XL | PASSENGER VAN XLT | CUTAWAY | CHASSIS CAB |
|-------------------------------------------------------------------------------------------------------------------------------------------------------------------------------------------------------------------------------------------------------------------------------------------|------------|-----------|------------------|------------------|-------------------|---------|-------------|
|                                                                                                                                                                                                                                                                                           | Order Code | 101A      | 201A             | 301A             | 302A              | 501A    | 701A        |
| <b>NOTE: Body Codes have changed, double-check before inputting orders. Also, you must input Wheelbase into CONCEPTS now</b>                                                                                                                                                              |            |           |                  |                  |                   |         |             |
| <b>NOTE: * Low Roof Crew Van is Late Availability (E1Z, E9Z, R1Z, R2Z, W1Z and W2Z)</b>                                                                                                                                                                                                   |            |           |                  |                  |                   |         |             |
| <b>LOW ROOF (83.6")</b>                                                                                                                                                                                                                                                                   |            |           |                  |                  |                   |         |             |
| <b>Transit-150 (GVWR: Cargo Van 8,670#   Crew Van 8,670#   Passenger Van 8,550#)</b>                                                                                                                                                                                                      |            |           |                  |                  |                   |         |             |
| Regular (130")                                                                                                                                                                                                                                                                            | RWD        | E1Y       | E1Z <sup>1</sup> | K1Y              | K1Y               | —       | —           |
| Regular (130")                                                                                                                                                                                                                                                                            | AWD        | E2Y       | E9Z <sup>1</sup> | K2Y              | K2Y               | —       | —           |
| Long (148")                                                                                                                                                                                                                                                                               | RWD        | E1Y       | E1Z <sup>1</sup> | —                | —                 | —       | —           |
| Long (148")                                                                                                                                                                                                                                                                               | AWD        | E2Y       | E9Z <sup>1</sup> | —                | —                 | —       | —           |
| <b>Transit-250 (GVWR: Cargo Van 9,070#   Crew Van 9,070#   Cutaway 9,070#   Chassis Cab 9,070#)</b>                                                                                                                                                                                       |            |           |                  |                  |                   |         |             |
| Regular (130")                                                                                                                                                                                                                                                                            | RWD        | R1Y       | R1Z <sup>1</sup> | —                | —                 | —       | —           |
| Regular (130")                                                                                                                                                                                                                                                                            | AWD        | R2Y       | R2Z <sup>1</sup> | —                | —                 | —       | —           |
| Regular (138")                                                                                                                                                                                                                                                                            | RWD        | —         | —                | —                | —                 | R5P     | R5Z         |
| Regular (138")                                                                                                                                                                                                                                                                            | AWD        | —         | —                | —                | —                 | R7P     | R7Z         |
| Long (148")                                                                                                                                                                                                                                                                               | RWD        | R1Y       | R1Z <sup>1</sup> | —                | —                 | —       | —           |
| Long (148")                                                                                                                                                                                                                                                                               | AWD        | R2Y       | R2Z <sup>1</sup> | —                | —                 | —       | —           |
| Long (156")                                                                                                                                                                                                                                                                               | RWD        | —         | —                | —                | —                 | R5P     | R5Z         |
| Long (156")                                                                                                                                                                                                                                                                               | AWD        | —         | —                | —                | —                 | R7P     | R7Z         |
| <b>Transit-350 (GVWR: Cargo Van 9,500#   Crew Van 9,250#, except with Long (148") is 9,500#   Passenger Van 9,250#, except with 14 or 15-Passenger Seating and RWD is 9,400#   Passenger Van with 14 or 15-Passenger Seating and AWD is 9,550#   Cutaway 9,500#   Chassis Cab 9,500#)</b> |            |           |                  |                  |                   |         |             |
| Regular (130")                                                                                                                                                                                                                                                                            | RWD        | W1Y       | W1Z <sup>1</sup> | —                | —                 | —       | —           |
| Regular (130")                                                                                                                                                                                                                                                                            | AWD        | W2Y       | W2Z <sup>1</sup> | —                | —                 | —       | —           |
| Regular (138")                                                                                                                                                                                                                                                                            | RWD        | —         | —                | —                | —                 | W5P     | W5Z         |
| Regular (138")                                                                                                                                                                                                                                                                            | AWD        | —         | —                | —                | —                 | W7P     | W7Z         |
| Long (148")                                                                                                                                                                                                                                                                               | RWD        | W1Y       | W1Z <sup>1</sup> | X2Y              | X2Y               | —       | —           |
| Long (148")                                                                                                                                                                                                                                                                               | AWD        | W2Y       | W2Z <sup>1</sup> | X9Y              | X9Y               | —       | —           |
| Long (156")                                                                                                                                                                                                                                                                               | RWD        | —         | —                | —                | —                 | W5P     | W5Z         |
| Long (156")                                                                                                                                                                                                                                                                               | AWD        | —         | —                | —                | —                 | W7P     | W7Z         |
| <b>Transit-350 HD DRW (GVWR: Cutaway 9,950#   Chassis Cab 9,950#)</b>                                                                                                                                                                                                                     |            |           |                  |                  |                   |         |             |
| Regular (138")                                                                                                                                                                                                                                                                            | RWD        | —         | —                | —                | —                 | F6P     | F6Z         |
| Regular (138")                                                                                                                                                                                                                                                                            | AWD        | —         | —                | —                | —                 | F8P     | F8Z         |
| Long (156")                                                                                                                                                                                                                                                                               | RWD        | —         | —                | —                | —                 | F6P     | F6Z         |
| Long (156")                                                                                                                                                                                                                                                                               | AWD        | —         | —                | —                | —                 | F8P     | F8Z         |
| Extended (178")                                                                                                                                                                                                                                                                           | RWD        | —         | —                | —                | —                 | F6P     | F6Z         |
| Extended (178")                                                                                                                                                                                                                                                                           | AWD        | —         | —                | —                | —                 | F8P     | F8Z         |
| <b>Transit-350 HD DRW (GVWR: Cutaway 10,360#   Chassis Cab 10,360#)</b>                                                                                                                                                                                                                   |            |           |                  |                  |                   |         |             |
| Regular (138")                                                                                                                                                                                                                                                                            | RWD        | —         | —                | —                | —                 | S6P     | S6Z         |
| Regular (138")                                                                                                                                                                                                                                                                            | AWD        | —         | —                | —                | —                 | S8P     | S8Z         |
| Long (156")                                                                                                                                                                                                                                                                               | RWD        | —         | —                | —                | —                 | S6P     | S6Z         |
| Long (156")                                                                                                                                                                                                                                                                               | AWD        | —         | —                | —                | —                 | S8P     | S8Z         |
| Extended (178")                                                                                                                                                                                                                                                                           | RWD        | —         | —                | —                | —                 | S6P     | S6Z         |
| Extended (178")                                                                                                                                                                                                                                                                           | AWD        | —         | —                | —                | —                 | S8P     | S8Z         |
| <b>Transit-350 HD DRW (GVWR: Cutaway 11,000#   Chassis Cab 11,000#)</b>                                                                                                                                                                                                                   |            |           |                  |                  |                   |         |             |
| Regular (138")                                                                                                                                                                                                                                                                            | RWD        | —         | —                | —                | —                 | U6P     | U6Z         |
| Regular (138")                                                                                                                                                                                                                                                                            | AWD        | —         | —                | —                | —                 | U8P     | U8Z         |
| Long (156")                                                                                                                                                                                                                                                                               | RWD        | —         | —                | —                | —                 | U6P     | U6Z         |
| Long (156")                                                                                                                                                                                                                                                                               | AWD        | —         | —                | —                | —                 | U8P     | U8Z         |
| Extended (178")                                                                                                                                                                                                                                                                           | RWD        | —         | —                | —                | —                 | U6P     | U6Z         |
| Extended (178")                                                                                                                                                                                                                                                                           | AWD        | —         | —                | —                | —                 | U8P     | U8Z         |
| <b>MEDIUM ROOF (100.8")</b>                                                                                                                                                                                                                                                               |            |           |                  |                  |                   |         |             |
| <b>Transit-150 (GVWR: Cargo Van 8,670#   Crew Van 8,670#   Passenger Van 8,550#)</b>                                                                                                                                                                                                      |            |           |                  |                  |                   |         |             |
| Regular (130")                                                                                                                                                                                                                                                                            | RWD        | E1C       | E1D              | K1C              | K1C               | —       | —           |
| Regular (130")                                                                                                                                                                                                                                                                            | AWD        | E2C       | E2D              | K2C              | K2C               | —       | —           |
| Long (148")                                                                                                                                                                                                                                                                               | RWD        | E1C       | E1D              | —                | —                 | —       | —           |
| Long (148")                                                                                                                                                                                                                                                                               | AWD        | E2C       | E2D              | —                | —                 | —       | —           |
| <b>Transit-250 (GVWR: Cargo Van 9,070#   Crew Van 9,070#)</b>                                                                                                                                                                                                                             |            |           |                  |                  |                   |         |             |
| Regular (130")                                                                                                                                                                                                                                                                            | RWD        | R1C       | R1D              | —                | —                 | —       | —           |
| Regular (130")                                                                                                                                                                                                                                                                            | AWD        | R2C       | R2D              | —                | —                 | —       | —           |
| Long (148")                                                                                                                                                                                                                                                                               | RWD        | R1C       | R1D              | —                | —                 | —       | —           |
| Long (148")                                                                                                                                                                                                                                                                               | AWD        | R2C       | R2D              | —                | —                 | —       | —           |
| <b>Transit-350 (GVWR: Cargo Van 9,500#   Crew Van 9,250#, except with Long (148") is 9,500#   Passenger Van 9,250#, except with 14 or 15-Passenger Seating and RWD is 9,400#   Passenger Van with 14 or 15-Passenger Seating and AWD is 9,550#)</b>                                       |            |           |                  |                  |                   |         |             |
| Regular (130")                                                                                                                                                                                                                                                                            | RWD        | W9C       | W1D              | —                | —                 | —       | —           |
| Regular (130")                                                                                                                                                                                                                                                                            | AWD        | W2C       | W2D              | —                | —                 | —       | —           |
| Long (148")                                                                                                                                                                                                                                                                               | RWD        | W9C       | W1D              | X2C              | X2C               | —       | —           |
| Long (148")                                                                                                                                                                                                                                                                               | AWD        | W2C       | W2D              | X9C              | X9C               | —       | —           |
| <b>Transit-350 (GVWR: Passenger Van 9,500#)</b>                                                                                                                                                                                                                                           |            |           |                  |                  |                   |         |             |
| Long (148")                                                                                                                                                                                                                                                                               | RWD        | —         | —                | W4Z              | W4Z               | —       | —           |
| Long (148")                                                                                                                                                                                                                                                                               | AWD        | —         | —                | —                | —                 | —       | —           |
| <b>HIGH ROOF (110.1")</b>                                                                                                                                                                                                                                                                 |            |           |                  |                  |                   |         |             |
| <b>Transit-250 (GVWR: Cargo Van 9,070#   Crew Van 9,070#)</b>                                                                                                                                                                                                                             |            |           |                  |                  |                   |         |             |
| Long (148")                                                                                                                                                                                                                                                                               | RWD        | R1X       | R1V              | —                | —                 | —       | —           |
| Long (148")                                                                                                                                                                                                                                                                               | AWD        | R2X       | R2V              | —                | —                 | —       | —           |
| Extended (148")                                                                                                                                                                                                                                                                           | RWD        | R3X       | —                | —                | —                 | —       | —           |
| Extended (148")                                                                                                                                                                                                                                                                           | AWD        | R3U       | —                | —                | —                 | —       | —           |
| <b>Transit-350 (GVWR: Cargo Van 9,500#   Crew Van 9,500#   Passenger Van 9,250#, except with 14 or 15-Passenger Seating and RWD is 9,400#   Passenger Van with 14 or 15-Passenger Seating and AWD is 9,550#)</b>                                                                          |            |           |                  |                  |                   |         |             |
| Long (148")                                                                                                                                                                                                                                                                               | RWD        | W1X       | W1V              | X2X              | X2X               | —       | —           |
| Long (148")                                                                                                                                                                                                                                                                               | AWD        | W2X       | W2V              | X9X              | X9X               | —       | —           |
| Extended (148")                                                                                                                                                                                                                                                                           | RWD        | W3X       | —                | —                | —                 | —       | —           |
| Extended (148")                                                                                                                                                                                                                                                                           | AWD        | W3U       | —                | —                | —                 | —       | —           |

★ = New for this model year

S = Standard / O = Optional / P = Packaged Option  
F = Fleet Option with valid FIN code / I = Included



# 2020 TRANSIT OPTIONAL EQUIPMENT

|                                                                                                                                                                                                                                                                                                                                                                                                                                                                                                                                                                                                                                                                        | Body Type | CARGO VAN | CREW VAN | PASSENGER VAN XL | PASSENGER VAN XLT | CUTAWAY | CHASSIS CAB |
|------------------------------------------------------------------------------------------------------------------------------------------------------------------------------------------------------------------------------------------------------------------------------------------------------------------------------------------------------------------------------------------------------------------------------------------------------------------------------------------------------------------------------------------------------------------------------------------------------------------------------------------------------------------------|-----------|-----------|----------|------------------|-------------------|---------|-------------|
| Order Code                                                                                                                                                                                                                                                                                                                                                                                                                                                                                                                                                                                                                                                             |           | 101A      | 201A     | 301A             | 302A              | 501A    | 701A        |
| <b>HIGH ROOF (110.1") (continued)</b>                                                                                                                                                                                                                                                                                                                                                                                                                                                                                                                                                                                                                                  |           |           |          |                  |                   |         |             |
| <b>Transit-350 (GVWR: Passenger Van 9,500#)</b>                                                                                                                                                                                                                                                                                                                                                                                                                                                                                                                                                                                                                        |           |           |          |                  |                   |         |             |
| Long (148")                                                                                                                                                                                                                                                                                                                                                                                                                                                                                                                                                                                                                                                            | RWD       | —         | —        | W4X              | W4X               | —       | —           |
| Long (148")                                                                                                                                                                                                                                                                                                                                                                                                                                                                                                                                                                                                                                                            | AWD       | —         | —        | —                | —                 | —       | —           |
| <b>Transit-350 HD DRW (GVWR: Cargo Van 9,950#   Crew Van 9,950#)</b>                                                                                                                                                                                                                                                                                                                                                                                                                                                                                                                                                                                                   |           |           |          |                  |                   |         |             |
| Extended (148")                                                                                                                                                                                                                                                                                                                                                                                                                                                                                                                                                                                                                                                        | RWD       | F4X       | F4V      | —                | —                 | —       | —           |
| Extended (148")                                                                                                                                                                                                                                                                                                                                                                                                                                                                                                                                                                                                                                                        | AWD       | F4U       | F4W      | —                | —                 | —       | —           |
| <b>Transit-350 HD DRW (GVWR: Cargo Van 10,360#   Crew Van 10,360#   Passenger Van 10,360#)</b>                                                                                                                                                                                                                                                                                                                                                                                                                                                                                                                                                                         |           |           |          |                  |                   |         |             |
| Extended (148")                                                                                                                                                                                                                                                                                                                                                                                                                                                                                                                                                                                                                                                        | RWD       | S4X       | S4V      | U4X              | U4X               | —       | —           |
| Extended (148")                                                                                                                                                                                                                                                                                                                                                                                                                                                                                                                                                                                                                                                        | AWD       | S4U       | S4W      | U5X              | U5X               | —       | —           |
| <b>POWERTRAIN</b>                                                                                                                                                                                                                                                                                                                                                                                                                                                                                                                                                                                                                                                      |           |           |          |                  |                   |         |             |
| <b>Engine</b>                                                                                                                                                                                                                                                                                                                                                                                                                                                                                                                                                                                                                                                          |           |           |          |                  |                   |         |             |
| ★3.5L PFDi V6. Not available on Cargo Van (S4U), Crew Van (S4W), Passenger Van XL/XLT (W4X, W4Z and U5X), Cutaway (S6P, S8P, U6P and U8P) or Chassis Cab (S6Z, S8Z, U6Z and U8Z). <b>Note:</b> Includes port injection and E-85 Flex-Fuel Capable capability.                                                                                                                                                                                                                                                                                                                                                                                                          | 998       | S         | S        | S                | S                 | S       | S           |
| 3.5L EcoBoost® V6. Standard on Cargo Van (S4U), Crew Van (S4W), Passenger Van XL/XLT (U5X), Cutaway (S8P, U6P and U8P) and Chassis Cab (S8Z, U6Z and U8Z). Not available on Passenger Van XL/XLT (K1C, K1Y, K2C, K2Y, W4X and W4Z). <b>Note:</b> Includes Auto Start-Stop technology.                                                                                                                                                                                                                                                                                                                                                                                  | 99G       | S/O       | S/O      | S/O              | S/O               | S/O     | S/O         |
| ★2.0L EcoBlue® Bi-Turbo I4 Diesel. Standard on Passenger Van XL/XLT (W4X and W4Z), Cutaway (S6P) and Chassis Cab (S6Z). Not available on Cargo Van (E1Y, E2C, E2Y, E1C, F4U, R2C, R2X, R2Y, R3U, S4U, W2C, W3U, W2X, W2Y, W1Y, W9C and W1X), Crew Van (E1Z, E9Z, R2D, R2Z, R2V, W1Z, W2Z, E1D, E2D, W1D, W2D, W1V, W2V, F4V, F4W, S4V and S4W), Passenger Van XL/XLT (U5X, X9C, X9X, X9Y, K1C, K1Y, K2C and K2Y), Cutaway (S8P, F8P, R7P, W7P, U6P and U8P) or Chassis Cab (S8Z, F8Z, R7Z, W7Z, U6Z and U8Z). <b>Late Availability.</b> <b>Note:</b> Includes Auto Start-Stop technology, PTC Heater, Dual AGM Batteries (63E), Engine Hour Meter and SEIC capability. | 99A       | O         | O        | S/O              | S/O               | S/O     | S/O         |
| <b>Transmission</b>                                                                                                                                                                                                                                                                                                                                                                                                                                                                                                                                                                                                                                                    |           |           |          |                  |                   |         |             |
| ★10-Speed Automatic Overdrive with SelectShift®. Auxiliary Transmission Oil Cooler is standard.                                                                                                                                                                                                                                                                                                                                                                                                                                                                                                                                                                        | 44U       | S         | S        | S                | S                 | S       | S           |
| <b>EXTERIOR</b>                                                                                                                                                                                                                                                                                                                                                                                                                                                                                                                                                                                                                                                        |           |           |          |                  |                   |         |             |
| Front License Plate Bracket. Standard in states requiring two license plates and optional in all other states.                                                                                                                                                                                                                                                                                                                                                                                                                                                                                                                                                         | 153       | S/O       | S/O      | S/O              | S/O               | S/O     | S/O         |
| Roof Marker Lamp Delete. Standard on SRW Cargo Van, Crew Van and Passenger Vans. <b>Note:</b> Vehicle shipped with temporary tape over five (5) holes. Upfitter is responsible to seal holes on Cutaway only.                                                                                                                                                                                                                                                                                                                                                                                                                                                          | 18A       | S         | S        | S                | S                 | O       | —           |
| <b>Body Side Moldings</b>                                                                                                                                                                                                                                                                                                                                                                                                                                                                                                                                                                                                                                              |           |           |          |                  |                   |         |             |
| ★Body Side Moldings – Body Colored. Requires Front Bumper – Body Colored (53G). <b>Note:</b> Body colored body side moldings are offered in Oxford White (YZ), Agate Black (UM), Ingot Silver (UX), Magnetic (J7). The body side moldings will match the exterior color of the Cutaway.                                                                                                                                                                                                                                                                                                                                                                                | 17N       | —         | —        | —                | —                 | O       | —           |
| <b>Bumpers</b>                                                                                                                                                                                                                                                                                                                                                                                                                                                                                                                                                                                                                                                         |           |           |          |                  |                   |         |             |
| ★Front Bumper – Body Colored. Includes Front Fog Lamps (55D). <b>Note:</b> Body colored front bumpers are offered in every exterior color. The front bumper will match the exterior color of the Passenger Van XLT/Cutaway.                                                                                                                                                                                                                                                                                                                                                                                                                                            | 53G       | —         | —        | —                | S                 | O       | —           |
| Rear Bumper – Carbon Black, with integral step. Optional on Low Roof.                                                                                                                                                                                                                                                                                                                                                                                                                                                                                                                                                                                                  | 43E       | O         | O        | O                | O                 | —       | —           |
| <b>Doors</b>                                                                                                                                                                                                                                                                                                                                                                                                                                                                                                                                                                                                                                                           |           |           |          |                  |                   |         |             |
| 60/40 Hinged Passenger-side Door (Low Roof)                                                                                                                                                                                                                                                                                                                                                                                                                                                                                                                                                                                                                            | 59A       | O         | —        | O                | O                 | —       | —           |
| Dual Sliding Side Doors. Only available on Medium and High Roof configurations. Not available with the combination of AWD and DRW configurations (F4U and S4U).                                                                                                                                                                                                                                                                                                                                                                                                                                                                                                        | 59B       | O         | —        | —                | —                 | —       | —           |

★ = New for this model year

S = Standard / O = Optional / P = Packaged Option  
F = Fleet Option with valid FIN code / I = Included

# 2020 TRANSIT OPTIONAL EQUIPMENT

|                                                                                                                                                                                                                                                                                                                                                                                                                       | Body Type  | CARGO VAN | CREW VAN | PASSENGER VAN XL | PASSENGER VAN XLT | CUTAWAY | CHASSIS CAB |
|-----------------------------------------------------------------------------------------------------------------------------------------------------------------------------------------------------------------------------------------------------------------------------------------------------------------------------------------------------------------------------------------------------------------------|------------|-----------|----------|------------------|-------------------|---------|-------------|
|                                                                                                                                                                                                                                                                                                                                                                                                                       | Order Code | 101A      | 201A     | 301A             | 302A              | 501A    | 701A        |
| EXTERIOR (continued)                                                                                                                                                                                                                                                                                                                                                                                                  |            |           |          |                  |                   |         |             |
| ★Power Sliding Door. Only available on Medium and High Roof configurations. Standard on the combination of AWD and DRW configurations (F4U, S4U and U5X). Not available with Dual Sliding Side Doors (59B), Fixed Rear-Door Glass and Fixed Driver and Passenger-side Cargo Door Glass (17D) or Regular Length configurations.<br><b>Note:</b> Power Sliding Door contains anti-pinch feature to help prevent injury. | 65C        | S/O       | —        | S/O              | S/O               | —       | —           |
| Right Hand Door Delete. Included with School Bus Prep Package (47C), MFSAB Prep Package (47Q) and available with Shuttle Bus Prep Package (47S).<br><b>Note:</b> Intended for upfitters that intend to modify the factory roof. Includes only front driver airbag. See Package/Option page for details.                                                                                                               | 60X        | —         | —        | —                | —                 | I/P/O   | —           |
| Exterior Lighting – Front                                                                                                                                                                                                                                                                                                                                                                                             |            |           |          |                  |                   |         |             |
| ★High-Intensity Discharge (HID) Headlamps. Chassis Cab and Cutaway are not available with 3.5L PFDi V6 (998) engine.<br><b>Note:</b> HID headlamps emit a brighter, more natural light than halogen headlamps, which can help improve visibility. HID headlamps also include LED signature surround.                                                                                                                  | 91A        | —         | O        | O                | O                 | O       | O           |
| ★Autolamp. Includes Wiper Activated Headlamps.<br><b>Note:</b> When the headlamp control is in the Autolamp position, the headlamps will turn on automatically in low lighting conditions. The headlamps will also stay on for a set period of time after the owner turns off the ignition.                                                                                                                           | 91B        | O         | O        | O                | S                 | O       | —           |
| ★Front Fog Lamps. Included in Reverse Sensing System (43R) and Front and Rear Split-View Camera (61D).<br><b>Note:</b> Auxiliary lamps that are generally integrated into the front fascia and designed to help illuminate the roadway during poor visibility.                                                                                                                                                        | 55D        | O/I       | O/I      | O/I              | S                 | O/I     | O/I         |
| Exterior Lighting – Rear                                                                                                                                                                                                                                                                                                                                                                                              |            |           |          |                  |                   |         |             |
| Light-emitting Diode (LED) Tailamps. For Upfitter use. Included in Ambulance Prep Package – Cutaway (47F), School Bus Prep Package (47C) and Multi-Function School Activity Bus Prep Package (47Q).                                                                                                                                                                                                                   | 43Q        | —         | —        | —                | —                 | O/I     | O           |
| Fuel Tank                                                                                                                                                                                                                                                                                                                                                                                                             |            |           |          |                  |                   |         |             |
| ★Extended Range Fuel Tank – Capless Fuel Fill, 31 U.S. gallons (midship). Not available on Regular Length configurations and Passenger Van XL/XLT (X9X) with the combination of the 15-Passenger Seating (96P) and the 3.5L EcoBoost® V6 (99G) engine.                                                                                                                                                                | 655        | O         | O        | O                | O                 | O       | O           |
| Mirrors – Short-Arm                                                                                                                                                                                                                                                                                                                                                                                                   |            |           |          |                  |                   |         |             |
| Power Adjusting, Manual-Folding. Not available with BLIS with Cross-traffic Alert and Trailer Coverage (65A).                                                                                                                                                                                                                                                                                                         | 541        | S         | S        | S                | —                 | O       | —           |
| Power Adjusting, Manual-Folding Heated with Turn Signals. Not available with BLIS with Cross-traffic Alert and Trailer Coverage (65A).                                                                                                                                                                                                                                                                                | 545        | O         | O        | O                | —                 | O       | O           |
| Mirrors – Long-Arm                                                                                                                                                                                                                                                                                                                                                                                                    |            |           |          |                  |                   |         |             |
| Power Adjusting, Manual-Folding. Not available with BLIS with Cross-traffic Alert and Trailer Coverage (65A).                                                                                                                                                                                                                                                                                                         | 543        | O         | O        | O                | —                 | O       | —           |
| Power Adjusting, Manual-Folding Heated with Turn Signals. Available with BLIS with Cross-traffic Alert and Trailer Coverage (65A).                                                                                                                                                                                                                                                                                    | 544        | O/P       | O/P      | O/P              | O/P               | O       | O           |
| Running Boards                                                                                                                                                                                                                                                                                                                                                                                                        |            |           |          |                  |                   |         |             |
| Running Board. Not available with Dual Sliding Side Doors (59B).<br><b>Note:</b> Running board covers the B-C Pillar Passenger-side.                                                                                                                                                                                                                                                                                  | 68H        | O         | S        | O                | O                 | —       | —           |
| Power Running Board. Not available with Dual Sliding Side Doors (59B). And not available on Cargo Van with Vinyl, Front and Rear (16E), Interior Upgrade Package – Cargo Van (96C), Load Area Protection Package (96D).<br><b>Note:</b> Running board covers the B-C Pillar Passenger-side.                                                                                                                           | 68L        | O         | —        | O                | O                 | —       | —           |

★ = New for this model year

S = Standard / O = Optional / P = Packaged Option  
F = Fleet Option with valid FIN code / I = Included

# 2020 TRANSIT OPTIONAL EQUIPMENT

|                                                                                                                                                                                                                                                                                                | Body Type  | CARGO VAN | CREW VAN | PASSENGER VAN XL | PASSENGER VAN XLT | CUTAWAY | CHASSIS CAB |
|------------------------------------------------------------------------------------------------------------------------------------------------------------------------------------------------------------------------------------------------------------------------------------------------|------------|-----------|----------|------------------|-------------------|---------|-------------|
|                                                                                                                                                                                                                                                                                                | Order Code | 101A      | 201A     | 301A             | 302A              | 501A    | 701A        |
| <b>EXTERIOR (continued)</b>                                                                                                                                                                                                                                                                    |            |           |          |                  |                   |         |             |
| Extended Length Running Boards. Not available with 2.0L EcoBlue® Bi-Turbo I4 Diesel (99A) engine or Dual Sliding Side Doors (59B). <b>Note:</b> Running board covers the A-B Pillar Driver-side and A-C Pillar Passenger-side.                                                                 | 68J        | O         | O        | O                | O                 | —       | —           |
| Chassis Cab/Cutaway Running Boards. Covers A-B Pillar on both Driver and Passenger-side.                                                                                                                                                                                                       | 68C        | —         | —        | —                | —                 | O       | O           |
| <b>Trailer</b>                                                                                                                                                                                                                                                                                 |            |           |          |                  |                   |         |             |
| Tow/Haul Mode with Trailer Wiring Provisions. Included in Motorhome Prep Package (47M). See Package/Options page for details.                                                                                                                                                                  | 53D        | O         | O        | O                | O                 | O/I     | O           |
| Trailer Brake Controller (TBC). Requires Cruise Control (60C) or Adaptive Cruise Control (60D) and requires Heavy-Duty Trailer Tow Package (53B) or Tow/Haul Mode with Trailer Wiring Provisions (53D). Not available with 3-Passenger Seating (212, 213, 216 and 217).                        | 67D        | O         | O        | O                | O                 | O       | O           |
| Heavy-Duty Trailer Tow Package <b>Note:</b> Deletes Rear Tow Hook. See Package/Option page for details.                                                                                                                                                                                        | 53B        | O         | O        | O                | O                 | —       | —           |
| <b>Wheels – SRW</b>                                                                                                                                                                                                                                                                            |            |           |          |                  |                   |         |             |
| 16" Steel Wheel with Full Silver Wheel Cover (Standard Front Axle configurations only). Included with Exterior Upgrade Package – SRW (Standard Front Axle configurations only) (18D).                                                                                                          | 64H        | I/O       | I/O      | O                | S                 | I/O     | I/O         |
| 16" Styled Aluminum Wheel (Standard Front Axle configurations only). Available with Exterior Upgrade Package – SRW (Standard Front Axle configurations only) (18D)..                                                                                                                           | 64S        | P/O       | P/O      | O                | O                 | P/O     | P/O         |
| <b>Note:</b> Includes locking lug nuts                                                                                                                                                                                                                                                         |            |           |          |                  |                   |         |             |
| ★ 16" Forged Aluminum Wheel (Heavy-Duty Front Axle configurations only). Available with Exterior Upgrade Package – SRW (Heavy-Duty Front Axle configurations only) (18D).                                                                                                                      | 64G        | P/O       | P/O      | O                | O                 | P/O     | P/O         |
| <b>Wheels – DRW</b>                                                                                                                                                                                                                                                                            |            |           |          |                  |                   |         |             |
| ★ 16" Heavy-Duty Forged Aluminum Wheel (Standard Front Axle configurations only). Available with Exterior Upgrade Package – DRW (Standard Front Axle configurations only) (18L).                                                                                                               | 76E        | P/O       | P/O      | O                | O                 | P/O     | P/O         |
| ★ 16" Heavy-Duty Forged Aluminum Wheel (Heavy-Duty Front Axle configurations only). Available with Exterior Upgrade Package – DRW (Heavy-Duty Front Axle configurations only) (18L).                                                                                                           | 76G        | P/O       | P/O      | O                | O                 | P/O     | P/O         |
| <b>Wheels – Spare Tire</b>                                                                                                                                                                                                                                                                     |            |           |          |                  |                   |         |             |
| Spare Tire and Wheel. Included in the Ambulance Prep Package – Cutaway (47F). <b>Note:</b> Includes 4 ton jack, tool kit and full-size matching tire                                                                                                                                           | 51D        | S         | S        | S                | S                 | O/I     | O           |
| Spare Tire and Wheel Delete. Optional on Extended Length only.                                                                                                                                                                                                                                 | 51A        | O         | O        | O                | O                 | S       | S           |
| <b>Windows (Refer to the Windows Offering Chart on page 21 for complete window details)</b>                                                                                                                                                                                                    |            |           |          |                  |                   |         |             |
| Fixed Rear Cargo Door Glass                                                                                                                                                                                                                                                                    | 17A        | O         | —        | —                | —                 | —       | S           |
| Fixed Rear Cargo Door Glass and Fixed Passenger-side Cargo Door Glass.                                                                                                                                                                                                                         | 17B        | O         | —        | —                | —                 | —       | —           |
| Fixed Rear Cargo Door Glass and Fixed Driver and Passenger-side Cargo Door Glass. Requires Dual Sliding Side Doors (59B) on Cargo Van.                                                                                                                                                         | 17D        | O         | S        | —                | —                 | —       | —           |
| Windows-All-Around, Fixed. Not available with Dual Sliding Side Doors (59B).                                                                                                                                                                                                                   | 17F        | O         | —        | S                | S                 | —       | —           |
| ★ Egress Window. Only available with Windows-All-Around, Fixed (17F). Requires Privacy Glass (92E). Not available on Low Roof Passenger Vans. <b>Late Availability.</b> <b>Note:</b> Replaces 2 <sup>nd</sup> row Driver-side window.                                                          | 17L        | —         | —        | O                | O                 | —       | —           |
| <b>Glass</b>                                                                                                                                                                                                                                                                                   |            |           |          |                  |                   |         |             |
| ★ Safety Glass. Included with Multi-Function School Activity Bus (MFSAB) Prep (47Q) and School Bus Prep (47C) packages. <b>Note:</b> Applies to the front and side windows. Provides additional safety that makes the glass less likely to break, or less likely to pose a threat when broken. | 65B        | —         | —        | —                | —                 | O/I     | —           |
| High Strength Laminated Glass. Available with Windows-All-Around, Fixed (17F) only. Optional on Medium/High Roof Long-Length Cargo Van. Not available with Dual Sliding Side Doors (59B). <b>Note:</b> High strength laminated glass applies to 2 <sup>nd</sup> -4 <sup>th</sup> row windows   | 92A        | O         | —        | —                | —                 | —       | —           |

★ = New for this model year

S = Standard / O = Optional / P = Packaged Option  
F = Fleet Option with valid FIN code / I = Included

# 2020 TRANSIT OPTIONAL EQUIPMENT

|                                                                                                                                                                                                                                                                                                                                                                                                                                         | Body<br>Type<br>Order<br>Code | CARGO<br>VAN<br>101A | CREW<br>VAN<br>201A | PASSENGER<br>VAN XL<br>301A | PASSENGER<br>VAN XLT<br>302A | CUTAWAY<br>501A | CHASSIS<br>CAB<br>701A |
|-----------------------------------------------------------------------------------------------------------------------------------------------------------------------------------------------------------------------------------------------------------------------------------------------------------------------------------------------------------------------------------------------------------------------------------------|-------------------------------|----------------------|---------------------|-----------------------------|------------------------------|-----------------|------------------------|
| <b>EXTERIOR (continued)</b>                                                                                                                                                                                                                                                                                                                                                                                                             |                               |                      |                     |                             |                              |                 |                        |
| Privacy Glass. Includes Rear-window Defroster (57N).<br><b>Note:</b> Provides protection of vehicle occupant(s) and occupant personal belongings. The glass also provides occupant comfort by helping to reduce vehicle cool-down time.                                                                                                                                                                                                 | 92E                           | O                    | O                   | O                           | O                            | —               | —                      |
| Rear-Window Defroster. Requires any window package that includes fixed rear cargo door glass (17A-K).                                                                                                                                                                                                                                                                                                                                   | 57N                           | O                    | O                   | O                           | O                            | —               | —                      |
| <b>INTERIOR</b>                                                                                                                                                                                                                                                                                                                                                                                                                         |                               |                      |                     |                             |                              |                 |                        |
| Cruise Control. Includes Adjustable Speed Limiting Device (ASLD).<br><b>Note:</b> The ASLD feature is great for city driving; it allows the driver to set an upper speed limit for the vehicle. If the vehicle begins to approach the upper speed limit then audible and visual warning are given.                                                                                                                                      | 60C                           | O                    | O                   | O                           | S                            | O               | O                      |
| D-Pillar Assist Handles<br><b>Note:</b> Located on the Driver and Passenger-side Illuminated Sun Visors. Included with Interior Upgrade Package – Cargo Van (96C) and Interior Upgrade Package – Cutaway/Chassis Cab (47A).                                                                                                                                                                                                             | 66C                           | O                    | O                   | —                           | —                            | —               | —                      |
| Rearview Mirror. Included with rear glass window configurations (17A, 17B, 17D and 17F).                                                                                                                                                                                                                                                                                                                                                | 85C                           | O/I                  | O                   | O                           | S                            | O/I             | O/I                    |
| <b>Bulkheads</b><br>★ Bulkhead with Lockable Door. Optional only on Low Roof and Medium Roof. <b>Late Availability.</b><br><b>Note:</b> The bulkhead is located behind the driver and passenger seats in the Cargo Van, and separates them from the cargo area.                                                                                                                                                                         | 90B                           | I                    | S                   | S                           | S                            | O               | S                      |
| ★ Bulkhead with Window. Optional only on Medium Roof and High Roof. If ordering with Cargo Van (R1X, R2X, W1X and W2X), then Power Sliding Door (65C) is required. <b>Late Availability.</b>                                                                                                                                                                                                                                            | 47T                           | O                    | —                   | —                           | —                            | —               | —                      |
|                                                                                                                                                                                                                                                                                                                                                                                                                                         | 47U                           | O                    | —                   | —                           | —                            | —               | —                      |
| <b>Center Console</b>                                                                                                                                                                                                                                                                                                                                                                                                                   |                               |                      |                     |                             |                              |                 |                        |
| ★ Large Center Console. Included with Upfitter Package (67C) and Trailer Brake Controller (67D).<br><b>Note:</b> Includes an integrated shifter, a dual cup holder and an additional storage area                                                                                                                                                                                                                                       | 67E                           | O/I                  | O/I                 | O/I                         | S                            | O/I             | O/I                    |
| <b>Floor Covering</b>                                                                                                                                                                                                                                                                                                                                                                                                                   |                               |                      |                     |                             |                              |                 |                        |
| Vinyl, Front only. Included with the Builders Prep Package (47E) for Passenger Van XL.<br><b>Note:</b> Wheel Well Liners and Scuff Plates Kit are not included.                                                                                                                                                                                                                                                                         | 16C                           | S                    | —                   | I                           | —                            | S               | S                      |
| Vinyl, Front and Rear. Included in Interior Upgrade Package – Cargo Van (96C) and Load Area Protection Package (96D). Not available with Front/Rear Aux A/C and Heater (Driver controlled) (57G) on Cargo Van or Heavy-Duty Cargo Flooring (60B).<br><b>Note:</b> Wheel Well Liners are included as part of the rear vinyl floor covering. On the Crew Van, the vinyl flooring is only in the 1 <sup>st</sup> and 2 <sup>nd</sup> rows. | 16E                           | O/I                  | S                   | S                           | O                            | —               | —                      |
| ★ Premium “Wood-like” Flooring. <b>Late Availability.</b><br><b>Note:</b> “Wood-like” flooring is a premium vinyl flooring that provides a modern style to the Passenger Van.                                                                                                                                                                                                                                                           | 16J                           | —                    | —                   | O                           | O                            | —               | —                      |
| Carpet, Front only. Included with Builders Prep Package (47E).<br><b>Note:</b> Deletes all rear floor covering.                                                                                                                                                                                                                                                                                                                         | 16G                           | O                    | —                   | —                           | I                            | O               | O                      |
| Carpet, Front and Rear                                                                                                                                                                                                                                                                                                                                                                                                                  | 16H                           | —                    | —                   | O                           | S                            | —               | —                      |
| Carpet Floor Mats, Front only                                                                                                                                                                                                                                                                                                                                                                                                           | 86B                           | O                    | O                   | O                           | S                            | O               | O                      |
| Heavy-Duty Cargo Flooring. Includes Heavy-Duty Scuff Plate Kit (85B) only on Cargo Van. Not available with Dual Sliding Side Doors (59B) or Vinyl, Front and Rear (16E).                                                                                                                                                                                                                                                                | 60B                           | O                    | —                   | —                           | —                            | —               | —                      |
| <b>Seating – Front (Refer to the Front Seat Matrix on page 23 for complete seat details)</b>                                                                                                                                                                                                                                                                                                                                            |                               |                      |                     |                             |                              |                 |                        |
| Dark Palazzo Gray Cloth, 2-way manual Driver and 2-way manual Passenger seats. Cargo Van is only available with 10,360 GVWR configuration, and Chassis Cab is only available with 10,360 GVWR or 11,000 GVWR configurations.                                                                                                                                                                                                            | 21C                           | O                    | —                   | —                           | —                            | O               | O                      |
| Ebony Cloth, 2-way manual Driver and 2-way manual Passenger seats. Cargo Van is only available with 10,360 GVWR configuration, and Chassis Cab is only available with 10,360 GVWR or 11,000 GVWR configurations.                                                                                                                                                                                                                        | 21D                           | O                    | —                   | —                           | —                            | O               | O                      |

★ = New for this model year

S = Standard / O = Optional / P = Packaged Option  
F = Fleet Option with valid FIN code / I = Included

# 2020 TRANSIT OPTIONAL EQUIPMENT

|                                                                                                                                                                                                                                                                                                                                                                                                                                       | Body Type  | CARGO VAN | CREW VAN | PASSENGER VAN XL | PASSENGER VAN XLT | CUTAWAY | CHASSIS CAB |
|---------------------------------------------------------------------------------------------------------------------------------------------------------------------------------------------------------------------------------------------------------------------------------------------------------------------------------------------------------------------------------------------------------------------------------------|------------|-----------|----------|------------------|-------------------|---------|-------------|
|                                                                                                                                                                                                                                                                                                                                                                                                                                       | Order Code | 101A      | 201A     | 301A             | 302A              | 501A    | 701A        |
| <b>INTERIOR (continued)</b>                                                                                                                                                                                                                                                                                                                                                                                                           |            |           |          |                  |                   |         |             |
| Dark Palazzo Gray Vinyl, 2-way manual Driver and 2-way manual Passenger seats.                                                                                                                                                                                                                                                                                                                                                        | 21G        | S         | S        | O                | —                 | S       | S           |
| Dark Palazzo Gray Vinyl, 2-way manual Driver seat. Cargo Van is only available with 10,360 GVWR configuration.                                                                                                                                                                                                                                                                                                                        | 21J        | O         | —        | —                | —                 | O       | —           |
| Dark Palazzo Gray Cloth, 2-way manual Driver seat.                                                                                                                                                                                                                                                                                                                                                                                    | 21K        | O         | —        | —                | —                 | O       | —           |
| Dark Palazzo Gray Cloth, 2-way manual Driver and 2-way manual Passenger seats.                                                                                                                                                                                                                                                                                                                                                        | 21L        | O         | O        | —                | S                 | O       | O           |
| Ebony Cloth, 2-way manual Driver and 2-way manual Passenger seats.                                                                                                                                                                                                                                                                                                                                                                    | 21M        | O         | O        | S                | O                 | O       | O           |
| Dark Palazzo Gray Vinyl, 2-way manual Driver and 2-way manual Passenger seats.                                                                                                                                                                                                                                                                                                                                                        | 21P        | O         | O        | O                | —                 | O       | O           |
| Dark Palazzo Gray Cloth, 10-way power Driver and 10-way power Passenger seats. Cargo Van and Crew Van are not available with the 2.0L EcoBlue® Bi-Turbo I4 Diesel (99A) engine, or the combination of 9,250/9,500 GVWR and the 3.5L EcoBoost® V6 (99G) or 3.5L PFDi V6 (998) engines.                                                                                                                                                 | 21Q        | O         | O        | —                | O                 | O       | O           |
| Ebony Cloth, 10-way power Driver and 10-way power Passenger seats. Cargo Van and Crew Van are not available with the 2.0L EcoBlue® Bi-Turbo I4 Diesel (99A) engine, or the combination of 9,250/9,500 GVWR and the 3.5L EcoBoost® V6 (99G) or 3.5L PFDi V6 (998) engines.                                                                                                                                                             | 21R        | O         | O        | O                | O                 | O       | O           |
| Ebony Leather, 10-way power Driver and 10-way power Passenger seats.                                                                                                                                                                                                                                                                                                                                                                  | 21S        | O         | —        | —                | O                 | O       | —           |
| ★ Dark Palazzo Gray Cloth, 4-way manual swivel Driver and 4-way manual swivel Passenger seats. Requires Push Down Manual Parking Brake (90G) and Dual AGM Batteries (63E). Not available on Low Roof Cargo Van and Passenger Van XLT.                                                                                                                                                                                                 | 21T        | O         | —        | —                | —                 | O       | —           |
| ★ Dark Palazzo Gray Vinyl, 2-way manual Driver and 2-way manual dual Passenger seats. Cargo Van is only available with the combination of 10,360 GVWR and the 3.5L EcoBoost® V6 (99G) or 3.5L PFDi V6 (998) engines, and Chassis Cab is only available with combination of 10,360/11,000 GVWR and the 3.5L EcoBoost® V6 (99G) engine. Not available with the 2.0L EcoBlue® Bi-Turbo I4 Diesel (99A) engine. <b>Late Availability.</b> | 212        | O         | —        | —                | —                 | O       | O           |
| ★ Dark Palazzo Gray Vinyl, 2-way manual Driver and 2-way manual dual Passenger seats. Not available with the 2.0L EcoBlue® Bi-Turbo I4 Diesel (99A) engine. <b>Late Availability.</b>                                                                                                                                                                                                                                                 | 213        | O         | —        | —                | —                 | O       | O           |
| ★ Ebony Cloth, 2-way manual Driver and 2-way manual dual Passenger seats. Cargo Van is only available with the combination of 10,360 GVWR and the 3.5L EcoBoost® V6 (99G) or 3.5L PFDi V6 (998) engines, and Chassis Cab is only available with combination of 10,360/11,000 GVWR and the 3.5L EcoBoost® V6 (99G) engine. Not available with the 2.0L EcoBlue® Bi-Turbo I4 Diesel (99A) engine. <b>Late Availability.</b>             | 216        | O         | —        | —                | —                 | O       | O           |
| ★ Ebony Cloth, 2-way manual Driver and 2-way manual dual Passenger seats. Not available with the 2.0L EcoBlue® Bi-Turbo I4 Diesel (99A) engine. <b>Late Availability.</b>                                                                                                                                                                                                                                                             | 217        | O         | —        | —                | —                 | O       | O           |
| ★ Dark Palazzo Gray Cloth, 4-way manual swivel Driver and 4-way manual swivel Passenger seats. Requires Push Down Manual Parking Brake (90G) and Dual AGM Batteries (63E). Cargo Van is only available with 10,360 GVWR configuration.                                                                                                                                                                                                | 218        | O         | —        | —                | —                 | O       | —           |

★ = New for this model year

S = Standard / O = Optional / P = Packaged Option  
F = Fleet Option with valid FIN code / I = Included

# 2020 TRANSIT OPTIONAL EQUIPMENT

|                                                                                                                                                                                                                                                                                                                                                                                                                                                                                                                                                                                                                                                                                                                                                                                                                                                                                                                                                                                                                                                                              | Body Type | CARGO VAN | CREW VAN | PASSENGER VAN XL | PASSENGER VAN XLT | CUTAWAY | CHASSIS CAB |
|------------------------------------------------------------------------------------------------------------------------------------------------------------------------------------------------------------------------------------------------------------------------------------------------------------------------------------------------------------------------------------------------------------------------------------------------------------------------------------------------------------------------------------------------------------------------------------------------------------------------------------------------------------------------------------------------------------------------------------------------------------------------------------------------------------------------------------------------------------------------------------------------------------------------------------------------------------------------------------------------------------------------------------------------------------------------------|-----------|-----------|----------|------------------|-------------------|---------|-------------|
| Order Code                                                                                                                                                                                                                                                                                                                                                                                                                                                                                                                                                                                                                                                                                                                                                                                                                                                                                                                                                                                                                                                                   |           | 101A      | 201A     | 301A             | 302A              | 501A    | 701A        |
| <b>INTERIOR (continued)</b>                                                                                                                                                                                                                                                                                                                                                                                                                                                                                                                                                                                                                                                                                                                                                                                                                                                                                                                                                                                                                                                  |           |           |          |                  |                   |         |             |
| <b>Seating – Rear (Refer to the Rear Seat Matrix on page 24 for complete seat details)</b>                                                                                                                                                                                                                                                                                                                                                                                                                                                                                                                                                                                                                                                                                                                                                                                                                                                                                                                                                                                   |           |           |          |                  |                   |         |             |
| 1-Passenger, 2-Passenger, or 3-Passenger Seating. 2-Passenger Seating is standard on Cargo Van, Cutaway and Chassis Cab, except when Passenger Seat Delete (21J and 21K) is ordered, then its 1-Passenger Seating. 2-Passenger Seating is standard on Passenger Van with Builders Prep Package (47E). 2-Passenger Seating (with additional rear seat attachment points) is optional on Passenger Van without Builders Prep Package (47E). 3-Passenger Seating is standard on Cargo Van, Cutaway and Chassis Cab when 3-Passenger Seating (212, 213, 216 and 217) are ordered. Optional with Long and Extended Length Passenger Van. Passenger Van XL/XLT (X2C, X2X and X2Y) is not available with the combination of Long Length configurations and the 2.0L EcoBlue® Bi-Turbo I4 Diesel (99A) engine. <b>3-Passenger Seating (212, 213, 216 and 217) is Late Availability.</b><br><b>Note:</b> 13 rear seats are removed, but seat attachment points are still present. This note only applies to 2-Passenger Seating on Passenger Van without Builders Prep Package (47E). | 96K       | S         | —        | O                | O                 | S       | S           |
| 2-Passenger Seating. Optional with Long Length Passenger Van without Builders Prep Package (47E) only.<br><b>Note:</b> 10 rear seats are removed, but seat attachment points are still present.                                                                                                                                                                                                                                                                                                                                                                                                                                                                                                                                                                                                                                                                                                                                                                                                                                                                              | 96X       | —         | —        | O                | O                 | —       | —           |
| 5-Passenger Seating. 1 <sup>st</sup> row: 2 seats, 2 <sup>nd</sup> row: 3 seats. Optional with Medium Roof, Regular Length Passenger Van only.<br><b>Note:</b> 3 rear seats are removed, but seat attachment points are still present.                                                                                                                                                                                                                                                                                                                                                                                                                                                                                                                                                                                                                                                                                                                                                                                                                                       | 96U       | —         | —        | O                | O                 | —       | —           |
| 8-Passenger Seating. 1 <sup>st</sup> row: 2 seats, 2 <sup>nd</sup> row: 3 seats, 3 <sup>rd</sup> row: 3 seats. Optional with Low Roof Regular Length Passenger Van.                                                                                                                                                                                                                                                                                                                                                                                                                                                                                                                                                                                                                                                                                                                                                                                                                                                                                                          | 96L       | —         | —        | O                | O                 | —       | —           |
| 8-Passenger Seating. 1 <sup>st</sup> row: 2 seats, 2 <sup>nd</sup> row: 3 seats, 3 <sup>rd</sup> row: 3 seats. Optional with Medium Roof Regular Length Passenger Van.                                                                                                                                                                                                                                                                                                                                                                                                                                                                                                                                                                                                                                                                                                                                                                                                                                                                                                       | 96M       | —         | —        | O                | O                 | —       | —           |
| 8-Passenger Seating. 1 <sup>st</sup> row: 2 seats, 2 <sup>nd</sup> row: 3 seats, 3 <sup>rd</sup> row: 3 seats. Optional with Long Length Passenger Van. Not available with Low Roof Passenger Van.<br><b>Note:</b> 4 rear seats are removed, but seat attachment points are still present.                                                                                                                                                                                                                                                                                                                                                                                                                                                                                                                                                                                                                                                                                                                                                                                   | 96V       | —         | —        | O                | O                 | —       | —           |
| 10-Passenger Seating. 1 <sup>st</sup> row: 2 seats, 2 <sup>nd</sup> row: 2 seats, 3 <sup>rd</sup> row: 3 seats, 4 <sup>th</sup> row: 3 seats. Optional with Extended Length Passenger Van.<br><b>Note:</b> 4 rear seats are removed, but seat attachment points are still present.                                                                                                                                                                                                                                                                                                                                                                                                                                                                                                                                                                                                                                                                                                                                                                                           | 96W       | —         | —        | O                | O                 | —       | —           |
| 14-Passenger Seating. 1 <sup>st</sup> row: 2 seats, 2 <sup>nd</sup> row: 2 seats, 3 <sup>rd</sup> row: 3 seats, 4 <sup>th</sup> row: 3 seats, 5 <sup>th</sup> row: 4 seats. Optional with Long Length Passenger Van. Passenger Van XL/XLT (W4X, W4Z, X2C, X2X and X2Y) is not available with the combination of Long Length configurations and the 2.0L EcoBlue® Bi-Turbo I4 Diesel (99A) engine.                                                                                                                                                                                                                                                                                                                                                                                                                                                                                                                                                                                                                                                                            | 96S       | —         | —        | O                | O                 | —       | —           |
| 14-Passenger Seating. 1 <sup>st</sup> row: 2 seats, 2 <sup>nd</sup> row: 2 seats, 3 <sup>rd</sup> row: 3 seats, 4 <sup>th</sup> row: 3 seats, 5 <sup>th</sup> row: 4 seats. Optional with Extended Length Passenger Van.                                                                                                                                                                                                                                                                                                                                                                                                                                                                                                                                                                                                                                                                                                                                                                                                                                                     | 96T       | —         | —        | O                | O                 | —       | —           |
| 15-Passenger Seating. 1 <sup>st</sup> row: 2 seats, 2 <sup>nd</sup> row: 3 seats, 3 <sup>rd</sup> row: 3 seats, 4 <sup>th</sup> row: 3 seats, 5 <sup>th</sup> row: 4 seats. Optional with Long Length Passenger Van. Passenger Van XL/XLT (W4X, W4Z, X2C, X2X and X2Y) is not available with the combination of Long Length configurations and the 2.0L EcoBlue® Bi-Turbo I4 Diesel (99A) engine.                                                                                                                                                                                                                                                                                                                                                                                                                                                                                                                                                                                                                                                                            | 96P       | —         | —        | O                | O                 | —       | —           |
| <b>FUNCTIONAL</b>                                                                                                                                                                                                                                                                                                                                                                                                                                                                                                                                                                                                                                                                                                                                                                                                                                                                                                                                                                                                                                                            |           |           |          |                  |                   |         |             |
| Auxiliary Fuse Panel with High Spec Interface Connector. Includes Dual AGM Batteries (63E) and Modified Vehicle Wiring System (53K).                                                                                                                                                                                                                                                                                                                                                                                                                                                                                                                                                                                                                                                                                                                                                                                                                                                                                                                                         | 87E       | O         | O        | O                | O                 | O       | O           |
| ★ Dual Alternator (250 amps each). Includes Auxiliary Fuse Panel with High Spec Interface Connector (87E). Included with Ambulance Prep Packages (47B and 47F). Not available with 3.5L PFDi V6 (998) or 2.0L EcoBlue® Bi-Turbo I4 Diesel (99A) engines.                                                                                                                                                                                                                                                                                                                                                                                                                                                                                                                                                                                                                                                                                                                                                                                                                     | 63C       | O/I       | O        | O                | O                 | O/I     | O           |

★ = New for this model year

S = Standard / O = Optional / P = Packaged Option  
F = Fleet Option with valid FIN code / I = Included

# 2020 TRANSIT OPTIONAL EQUIPMENT

|                                                                                                                                                                                                                                                                                                                                                                                                                 | Body Type  | CARGO VAN | CREW VAN | PASSENGER VAN XL | PASSENGER VAN XLT | CUTAWAY | CHASSIS CAB |
|-----------------------------------------------------------------------------------------------------------------------------------------------------------------------------------------------------------------------------------------------------------------------------------------------------------------------------------------------------------------------------------------------------------------|------------|-----------|----------|------------------|-------------------|---------|-------------|
|                                                                                                                                                                                                                                                                                                                                                                                                                 | Order Code | 101A      | 201A     | 301A             | 302A              | 501A    | 701A        |
| <b>FUNCTIONAL (continued)</b>                                                                                                                                                                                                                                                                                                                                                                                   |            |           |          |                  |                   |         |             |
| ★Horn – Dual-note. Included on School Bus Prep Package (47C), MFSAB Prep Package (47Q), Ambulance Prep Package – Cargo Van (47B) and Ambulance Prep Package – Cutaway (47F).                                                                                                                                                                                                                                    | 85D        | O         | O        | O                | O                 | O       | O           |
| Keyless Entry Keypad                                                                                                                                                                                                                                                                                                                                                                                            | 52C        | O         | O        | O                | O                 | O       | O           |
| Modified Vehicle Wiring System. Included with Builders Package (47E), Ambulance Prep Package – Cargo Van (47B), and Auxiliary Fuse Panel with High Spec Interface Connector (87E).                                                                                                                                                                                                                              | 53K        | O/I       | O/I      | O/I              | O/I               | S       | S           |
| Programmable Battery Guard/Enhanced Cut-off Relay. Not available with Push Down Manual Parking Brake (90G), Power Outlet – 110V/150W (90C) or Power Outlet – 110V/400W (90D). <b>Late Availability.</b>                                                                                                                                                                                                         | 59C        | O         | O        | O                | O                 | O       | O           |
| <b>Note:</b> Controls a production/service fit isolation relay to allow PTO at engine run/off while protecting certain systems/functions.                                                                                                                                                                                                                                                                       |            |           |          |                  |                   |         |             |
| Push Down Manual Parking Brake. Standard on Chassis Cab and Cutaway 11,000 GWVR configuration only. Not available with Programmable Battery Guard/Enhanced Cut-off Relay (59C), Power Outlet – 110V/150W (90C) or Power Outlet – 110V/400W (90D).                                                                                                                                                               | 90G        | O         | O        | O                | O                 | S/O     | S/O         |
| <b>Note:</b> The push down manual parking brake feature allows the driver to push the hand lever to the fully down position, while the parking brake remains engaged. This is particularly useful in situations where additional clearance to pass over the parking brake lever is necessary, such as a swivel seat.                                                                                            |            |           |          |                  |                   |         |             |
| <b>Air Conditioning</b>                                                                                                                                                                                                                                                                                                                                                                                         |            |           |          |                  |                   |         |             |
| Front/Rear Aux A/C and Heater (Driver controlled). Not available with Passenger Seat Delete (21J and 21K), 3-Passenger Seating (212, 213, 216 and 217), Cargo Van with Vinyl, Front and Rear (16E), Interior Upgrade Package – Cargo Van (96C), Builders Prep Package (47E) or Load Area Protection Package (96D).                                                                                              | 57G        | O         | O        | S                | S                 | —       | —           |
| <b>Note:</b> Heat is distributed from rear of front-passenger seat. A/C is distributed from the rear of van.                                                                                                                                                                                                                                                                                                    |            |           |          |                  |                   |         |             |
| <b>Audio – Audio Packs</b>                                                                                                                                                                                                                                                                                                                                                                                      |            |           |          |                  |                   |         |             |
| Audio Pack #18 – AM/FM stereo, Bluetooth, Dual USB ports and a 4.0" multi-function display. Audio Pack #18 is standard on Cargo Van, Crew Van and Passenger Van XL when Rear View Camera with Trailer Hitch Assist is selected. And is standard on Cutaway and Chassis Cab when No Rear View Camera or Rear View Camera and Prep Kit (61A) is selected.                                                         | 58U        | S         | S        | S                | —                 | S       | S           |
| – 4 speakers (4 front) – Cargo Van, Crew Van, Cutaway and Chassis Cab<br>– 8 speakers (4 front/4 rear) – Passenger Van XL                                                                                                                                                                                                                                                                                       |            |           |          |                  |                   |         |             |
| Audio Pack #19 – AM/FM stereo, Bluetooth, Dual USB ports, SYNC 3 and a 4.0" multi-function display. Audio Pack #19 is optional on Cargo Van, Crew Van and Passenger Van XL when Rear View Camera with Trailer Hitch Assist is selected. And is optional on Cutaway and Chassis Cab when No Rear View Camera or Rear View Camera and Prep Kit (61A) is selected.                                                 | 58V        | O         | O        | O                | S                 | O       | O           |
| – 4 speakers (4 front) – Cargo Van, Crew Van, Cutaway and Chassis Cab<br>– 8 speakers (4 front/4 rear) – Passenger Van XL and Passenger Van XLT                                                                                                                                                                                                                                                                 |            |           |          |                  |                   |         |             |
| Audio Pack #20 – AM/FM stereo with HD/SiriusXM® capability, Bluetooth, Dual USB ports, SYNC 3 and a 4.0" multi-function display. Audio Pack #20 is optional on Cargo Van, Crew Van, Passenger Van XL and Passenger Van XLT when Rear View Camera with Trailer Hitch Assist is selected. And is optional on Cutaway and Chassis Cab when No Rear View Camera or Rear View Camera and Prep Kit (61A) is selected. | 58W        | O         | O        | O                | O                 | O       | O           |
| – 4 speakers (4 front) – Cargo Van, Crew Van, Cutaway and Chassis Cab<br>– 8 speakers (4 front/4 rear) – Passenger Van XL and Passenger Van XLT                                                                                                                                                                                                                                                                 |            |           |          |                  |                   |         |             |

★ = New for this model year

S = Standard / O = Optional / P = Packaged Option  
F = Fleet Option with valid FIN code / I = Included

# 2020 TRANSIT OPTIONAL EQUIPMENT

|                                                                                                                                                                                                                                                                                                                                                                                                                                                                                                                                                                                                                                                                                                  | Body Type<br>Order Code | CARGO VAN<br>101A | CREW VAN<br>201A | PASSENGER VAN XL<br>301A | PASSENGER VAN XLT<br>302A | CUTAWAY<br>501A | CHASSIS CAB<br>701A |
|--------------------------------------------------------------------------------------------------------------------------------------------------------------------------------------------------------------------------------------------------------------------------------------------------------------------------------------------------------------------------------------------------------------------------------------------------------------------------------------------------------------------------------------------------------------------------------------------------------------------------------------------------------------------------------------------------|-------------------------|-------------------|------------------|--------------------------|---------------------------|-----------------|---------------------|
| <b>FUNCTIONAL (continued)</b>                                                                                                                                                                                                                                                                                                                                                                                                                                                                                                                                                                                                                                                                    |                         |                   |                  |                          |                           |                 |                     |
| Audio Pack #21 – AM/FM stereo, Bluetooth, audio input jack, Dual USB ports, SYNC 3 and a 8.0" colored multi-function touch screen.<br>Audio Pack #21 is optional on Cargo Van, Crew Van, Passenger Van XL and Passenger Van XLT when Rear View Camera with Trailer Hitch Assist is selected. And is optional on Cutaway and Chassis Cab when No Rear View Camera or Rear View Camera and Prep Kit (61A) is selected.<br>Audio Pack #21 is included with Front and Rear Split-View Camera (61D).<br>– 4 speakers (4 front) – Cargo Van, Crew Van, Cutaway and Chassis Cab<br>– 8 speakers (4 front/4 rear) – Passenger Van XL and Passenger Van XLT                                               | 58X                     | I/O               | I/O              | I/O                      | I/O                       | I/O             | I/O                 |
| Audio Pack #22 – AM/FM stereo with HD/SiriusXM® capability, Bluetooth, audio input jack, Dual USB ports, SYNC 3 and a 8.0" colored multi-function touch screen.<br>Audio Pack #22 is optional on Cargo Van, Crew Van, Passenger Van XL and Passenger Van XLT when Rear View Camera with Trailer Hitch Assist is selected. And is optional on Cutaway and Chassis Cab when No Rear View Camera or Rear View Camera and Prep Kit (61A) is selected.<br>Audio Pack #22 is available with Front and Rear Split-View Camera (61D).<br>– 4 speakers (4 front) – Cargo Van, Crew Van, Cutaway and Chassis Cab<br>– 8 speakers (4 front/4 rear) – Passenger Van XL and Passenger Van XLT                 | 58Y                     | P/O               | P/O              | P/O                      | P/O                       | P/O             | P/O                 |
| Audio Pack #28 – AM/FM stereo with HD/SiriusXM® capability, Bluetooth, audio input jack, Dual USB ports, SYNC 3 and a 8.0" colored multi-function touch screen with Navigation.<br>Audio Pack #28 is optional on Cargo Van, Crew Van, Passenger Van XL and Passenger Van XLT when Rear View Camera with Trailer Hitch Assist is selected. And is optional on Cutaway and Chassis Cab when No Rear View Camera or Rear View Camera and Prep Kit (61A) is selected.<br>Audio Pack #28 is available with Front and Rear Split-View Camera (61D).<br>– 4 speakers (4 front) – Cargo Van, Crew Van, Cutaway and Chassis Cab<br>– 8 speakers (4 front/4 rear) – Passenger Van XL and Passenger Van XLT | 584                     | P/O               | P/O              | P/O                      | P/O                       | P/O             | P/O                 |
| <b>Audio – Speakers</b>                                                                                                                                                                                                                                                                                                                                                                                                                                                                                                                                                                                                                                                                          |                         |                   |                  |                          |                           |                 |                     |
| 6 speakers (4 front/2 rear). Optional with Audio Pack #18, 19, 20, 21, 22 and 28 (58U, 58V, 58W, 58X, 58Y and 584) on Cargo Van, Crew Van and Cutaway.<br><b>Note:</b> Rear speakers shipped in dunnage box for Cutaway only.                                                                                                                                                                                                                                                                                                                                                                                                                                                                    | 91L                     | O                 | O                | —                        | —                         | O               | —                   |
| 8 speakers (4 front/4 rear). Included with Audio Pack #18, 19, 20, 21, 22 and 28 (58U, 58V, 58W, 58X, 58Y and 584) on Passenger Van XL and included with Audio Pack #19, 20, 21, 22 and 28 on Passenger Van XLT. Optional with Audio Pack #18, 19, 20, 21, 22 and 28 on Cutaway.<br><b>Note:</b> Rear speakers shipped in dunnage box for Cutaway only.                                                                                                                                                                                                                                                                                                                                          | 91M                     | —                 | —                | I                        | I                         | O               | —                   |
| <b>Axle</b>                                                                                                                                                                                                                                                                                                                                                                                                                                                                                                                                                                                                                                                                                      |                         |                   |                  |                          |                           |                 |                     |
| ★ Heavy-Duty Front Axle<br><b>Note:</b> 4,600 lb FGAWR. Refer to the Axle Availability charts beginning on page 28 for complete option details.                                                                                                                                                                                                                                                                                                                                                                                                                                                                                                                                                  | 41E                     | S/O/I             | S/O              | S/O/I                    | S/O/I                     | S/O             | S/O                 |
| <b>Batteries</b>                                                                                                                                                                                                                                                                                                                                                                                                                                                                                                                                                                                                                                                                                 |                         |                   |                  |                          |                           |                 |                     |
| Single AGM Battery (70 amp-hr). Optional on 3.5L PFDi V6 (998) engine only.                                                                                                                                                                                                                                                                                                                                                                                                                                                                                                                                                                                                                      | 63X                     | O                 | O                | O                        | O                         | O               | O                   |
| Dual AGM Batteries. (70 amp-hr each). Optional on and 3.5L EcoBoost® V6 (99G) and 3.5L PFDi V6 (998) engines. Included with Power Outlet – 110V/400W (90D), Auxiliary Fuse Panel with High Spec Interface Connector (87E), and the combination of X9C, X9X or X9Y and 15-Passenger Seating.                                                                                                                                                                                                                                                                                                                                                                                                      | 63E                     | O/I               | O/I              | O/I                      | O/I                       | O/I             | O/I                 |

★ = New for this model year

S = Standard / O = Optional / P = Packaged Option  
F = Fleet Option with valid FIN code / I = Included

Ford Division



# 2020 TRANSIT OPTIONAL EQUIPMENT

|                                                                                                                                                                                                                                                                                                                                                                                                                                                                                       | Body Type | CARGO VAN | CREW VAN | PASSENGER VAN XL | PASSENGER VAN XLT | CUTAWAY | CHASSIS CAB |
|---------------------------------------------------------------------------------------------------------------------------------------------------------------------------------------------------------------------------------------------------------------------------------------------------------------------------------------------------------------------------------------------------------------------------------------------------------------------------------------|-----------|-----------|----------|------------------|-------------------|---------|-------------|
| Order Code                                                                                                                                                                                                                                                                                                                                                                                                                                                                            | 101A      | 201A      | 301A     | 302A             | 501A              | 701A    |             |
| <b>FUNCTIONAL (continued)</b>                                                                                                                                                                                                                                                                                                                                                                                                                                                         |           |           |          |                  |                   |         |             |
| <b>Frontal Area Limitation</b>                                                                                                                                                                                                                                                                                                                                                                                                                                                        |           |           |          |                  |                   |         |             |
| Enhanced Frontal Area Limitation 1<br><b>Note:</b> Provides a Vehicle Emission Control Information label with a frontal area restriction up to 82 ft <sup>2</sup> . Frontal area limitation requires second unit body to meet profile restrictions. For additional information please reference the Incomplete Vehicle Manual and SVE Bulletins.                                                                                                                                      | 15D       | —         | —        | —                | —                 | O       | O           |
| ★ Enhanced Frontal Area Limitation 2. Available on 10,360 or 11,000 GVWR configurations only.<br><b>Note:</b> Provides a Vehicle Emission Control Information label with a frontal area restriction up to 82 ft <sup>2</sup> . Frontal area limitation requires second unit body to meet profile restrictions. For additional information please reference the Incomplete Vehicle Manual and SVE Bulletins.                                                                           | 15E       | —         | —        | —                | —                 | O       | O           |
| <b>Heating</b>                                                                                                                                                                                                                                                                                                                                                                                                                                                                        |           |           |          |                  |                   |         |             |
| Engine Block Heater (400W Rating) – Standard on 2.0L EcoBlue® Bi-Turbo I4 Diesel (99A) engine. Optional on 3.5L PFDi V6 (998) and 3.5L EcoBoost® V6 (99G) engines. <b>Note:</b> Recommended when minimum temperature is 10°F or below.                                                                                                                                                                                                                                                | 41H       | S/O       | S/O      | S/O              | S/O               | S/O     | S/O         |
| <b>Instrumentation</b>                                                                                                                                                                                                                                                                                                                                                                                                                                                                |           |           |          |                  |                   |         |             |
| ★ Vehicle Maintenance Monitor. Includes Engine Hour Meter.<br><b>Note:</b> Depending on the engine, this feature will display engine hour meter, oil life, oil level, tire pressure, water in fuel, DEF information and exhaust filter status.                                                                                                                                                                                                                                        | 61C       | O         | O        | O                | O                 | O       | O           |
| <b>Interior Power</b>                                                                                                                                                                                                                                                                                                                                                                                                                                                                 |           |           |          |                  |                   |         |             |
| Power Outlet – 110V/150W. Not available with Passenger Seat Delete (21J and 21K) and 2.0L EcoBlue® Bi-Turbo I4 Diesel (99A) engine combination, Push Down Manual Parking Brake (90G), or Programmable Battery Guard/Enhanced Cut-off Relay (59C).<br><b>Note:</b> The AC power outlet is designed to power low-draw electrical devices with a household-style outlet for added convenience.                                                                                           | 90C       | O         | O        | O                | O                 | O       | O           |
| ★ Power Outlet – 110V/400W. Not available with Passenger Seat Delete (21J and 21K), Push Down Manual Parking Brake (90G), Programmable Battery Guard/Enhanced Cut-off Relay (59C) or Front/Rear Aux A/C and Heater (Driver controlled) (57G). Includes Dual AGM Batteries (63E).<br><b>Note:</b> High-power outlets deliver up to 400 watts of power, allowing drivers to easily charge smaller corded tools, battery chargers or mobile devices on-site.                             | 90D       | O         | O        | —                | —                 | O       | O           |
| Powerpoint – 12V. One located in the rear of vehicle                                                                                                                                                                                                                                                                                                                                                                                                                                  | 87A       | O         | O        | —                | —                 | —       | —           |
| <b>Regeneration Initiation</b>                                                                                                                                                                                                                                                                                                                                                                                                                                                        |           |           |          |                  |                   |         |             |
| Manual Regen Initiation. Requires the 2.0L EcoBlue® Bi-Turbo I4 Diesel (99A) engine<br><b>Note:</b> The diesel particulate filter requires periodic regeneration to maintain correct operation. If the driver is not operating the vehicle in a manner to allow effective automatic regeneration, then activating the manual regeneration initiation is recommended. Please see your Owner Manual for the manual regeneration procedure and recommended vehicle operating conditions. | 98D       | O         | O        | O                | O                 | O       | O           |
| Manual Regen Initiation with Active Regen Inhibitor. Requires the 2.0L EcoBlue® Bi-Turbo I4 Diesel (99A) engine                                                                                                                                                                                                                                                                                                                                                                       | 98E       | O         | O        | O                | O                 | O       | O           |
| <b>Upfitter Accessories</b>                                                                                                                                                                                                                                                                                                                                                                                                                                                           |           |           |          |                  |                   |         |             |
| ★ Upfitter Package. Includes High Capacity Upfitter Switches, Large Center Console (67E) and Auxiliary Fuse Panel with High Spec Interface Connector (87E). Not available with 3-Passenger Seating (212, 213, 216 and 217).                                                                                                                                                                                                                                                           | 67C       | O         | O        | O                | O                 | O       | O           |

★ = New for this model year

S = Standard / O = Optional / P = Packaged Option  
F = Fleet Option with valid FIN code / I = Included

# 2020 TRANSIT OPTIONAL EQUIPMENT

|                                                                                                                                                                                                                                                                                                                                                                                                                                                                                                                                                 | Body Type<br>Order Code | CARGO VAN<br>101A | CREW VAN<br>201A | PASSENGER VAN XL<br>301A | PASSENGER VAN XLT<br>302A | CUTAWAY<br>501A | CHASSIS CAB<br>701A |
|-------------------------------------------------------------------------------------------------------------------------------------------------------------------------------------------------------------------------------------------------------------------------------------------------------------------------------------------------------------------------------------------------------------------------------------------------------------------------------------------------------------------------------------------------|-------------------------|-------------------|------------------|--------------------------|---------------------------|-----------------|---------------------|
| <b>FUNCTIONAL (continued)</b>                                                                                                                                                                                                                                                                                                                                                                                                                                                                                                                   |                         |                   |                  |                          |                           |                 |                     |
| ★ Upfitter Interface Module (UIM). Not available with Front and Rear Split-View Camera (61D).<br><b>Note:</b> This technology makes it easy for upfitters to operate aftermarket equipment, such as lift buckets or cranes. Upfitters can connect/program the optional upfitter switches to operate aftermarket-installed equipment with up to 9 digitally configurable inputs. Please see <a href="http://fleet.ford.com/partsandservice/upfitter-interface">fleet.ford.com/partsandservice/upfitter-interface</a> for additional information. | 55A                     | O                 | O                | O                        | O                         | O               | O                   |
| <b>SAFETY/SECURITY</b>                                                                                                                                                                                                                                                                                                                                                                                                                                                                                                                          |                         |                   |                  |                          |                           |                 |                     |
| Perimeter Alarm.                                                                                                                                                                                                                                                                                                                                                                                                                                                                                                                                | 59D                     | O                 | O                | O                        | O                         | —               | —                   |
| <b>Keys</b>                                                                                                                                                                                                                                                                                                                                                                                                                                                                                                                                     |                         |                   |                  |                          |                           |                 |                     |
| Keys: 2 additional (4 total) with key fobs. Not available with Right Hand Door Delete (60X).                                                                                                                                                                                                                                                                                                                                                                                                                                                    | 86F                     | O                 | O                | O                        | O                         | O               | O                   |
| MyKey®. Crew Van, Passenger Van XL, Passenger Van XLT, Cutaway and Chassis Cab require Cruise Control (60C). Cargo Van requires Cruise Control (60C) or Adaptive Cruise Control (60D).                                                                                                                                                                                                                                                                                                                                                          | 62B                     | O                 | O                | O                        | O                         | O               | O                   |
| <b>Camera – Rear View</b>                                                                                                                                                                                                                                                                                                                                                                                                                                                                                                                       |                         |                   |                  |                          |                           |                 |                     |
| Rear View Camera and Prep Kit. Will display in rearview mirror when ordered with Radio Prep Package (58T), otherwise will display in multi-function display<br><b>Note:</b> Will be a dunnage kit for Cutaway and Chassis Cab that requires upfitter installation. Upfitter must add a rear view camera to vehicles that are 10,000 lb GVWR or less to complete the vehicle and meet FMVSS 111 requirements.                                                                                                                                    | 61A                     | —                 | —                | —                        | —                         | O               | O                   |
| Rear View Display in Rearview Mirror. Includes Radio Prep Package (58T). Not available with Low Roof configurations, Cruise Control (60C), Adaptive Cruise Control (60D) or Interior Upgrade Package – Cargo Van (96C).<br><b>Note:</b> When vehicle is in Reverse, this feature displays an image of what's directly behind the vehicle. This image will appear in the rear view mirror.                                                                                                                                                       | 61B                     | O                 | O                | —                        | —                         | —               | —                   |
| <b>FORD CO-PILOT360™ TECHNOLOGY</b>                                                                                                                                                                                                                                                                                                                                                                                                                                                                                                             |                         |                   |                  |                          |                           |                 |                     |
| ★ Adaptive Cruise Control. Includes Adjustable Speed Limiting Device (ASLD).<br><b>Note:</b> Adaptive cruise control keeps a constant speed without having to work the brake or accelerator pedals. Plus it automatically maintains a driver-inputted preset distance (or gap) from vehicles ahead.                                                                                                                                                                                                                                             | 60D                     | O                 | O                | O                        | O                         | O               | O                   |
| ★ Blind Spot Information System (BLIS®) with Cross-traffic Alert and Trailer Coverage. Includes Short-Arm, Power Adjusting, Power-Folding Heated with Turn Signals.<br><b>Note:</b> BLIS deletes the standard Short-Arm, Power Adjusting, Manual-Folding Mirrors (541) on Cargo Van, Crew Van and Passenger Van XL.                                                                                                                                                                                                                             | 65A                     | O                 | O                | O                        | S                         | —               | —                   |
| ★ Enhanced Active Park Assist. Includes Front Sensing System, Side Sensing System (94A) and Reverse Sensing System (43R). Not available with Extended Length configurations.<br><b>Note:</b> Enhanced active park assist helps make parking less stressful. It helps steer the vehicle, in Reverse, into a perpendicular parking space or steer the vehicle into or out of a parallel parking space.                                                                                                                                            | 94B                     | O                 | O                | O                        | O                         | —               | —                   |

★ = New for this model year

S = Standard / O = Optional / P = Packaged Option  
F = Fleet Option with valid FIN code / I = Included

# 2020 TRANSIT OPTIONAL EQUIPMENT

|                                                                                                                                                                                                                                                                                                                                                                                                                                                                                                                                                                     | Body Type | CARGO VAN | CREW VAN | PASSENGER VAN XL | PASSENGER VAN XLT | CUTAWAY | CHASSIS CAB |
|---------------------------------------------------------------------------------------------------------------------------------------------------------------------------------------------------------------------------------------------------------------------------------------------------------------------------------------------------------------------------------------------------------------------------------------------------------------------------------------------------------------------------------------------------------------------|-----------|-----------|----------|------------------|-------------------|---------|-------------|
| Order Code                                                                                                                                                                                                                                                                                                                                                                                                                                                                                                                                                          |           | 101A      | 201A     | 301A             | 302A              | 501A    | 701A        |
| <b>FORD CO-PILOT360™ TECHNOLOGY (continued)</b>                                                                                                                                                                                                                                                                                                                                                                                                                                                                                                                     |           |           |          |                  |                   |         |             |
| <b>Camera – Front and Rear View</b>                                                                                                                                                                                                                                                                                                                                                                                                                                                                                                                                 |           |           |          |                  |                   |         |             |
| ★ Front and Rear Split-View Camera. Includes Side Sensing System (94A) and Reverse Sensing System (43R) on Cargo Van, Crew Van, Passenger Van XL and Passenger Van XLT. Only available with Audio Pack #21 (58X), Audio Pack #22 (58Y) and Audio Pack #28 (584). Not available with Rear View Camera and Prep Kit (61A) or Rear View Display in Rearview Mirror (61B).                                                                                                                                                                                              | 61D       | O         | O        | O                | O                 | O       | O           |
| <b>Note:</b> Front and rear facing cameras allow the driver to toggle through different camera views via a button located on the instrument panel. Will be a dunnage kit for Cutaway and Chassis Cab that requires upfitter installation. Upfitter must add a rear view camera to vehicles that are 10,000 lb GVWR or less to complete the vehicle and meet FMVSS 111 requirements.                                                                                                                                                                                 |           |           |          |                  |                   |         |             |
| <b>Exterior Sensors</b>                                                                                                                                                                                                                                                                                                                                                                                                                                                                                                                                             |           |           |          |                  |                   |         |             |
| Reverse Sensing System. Included with Front and Rear Split-View Camera (61D), Side Sensing System (94A) and Enhanced Active Park Assist (94B).                                                                                                                                                                                                                                                                                                                                                                                                                      | 43R       | O/I       | O/I      | O/I              | S                 | —       | —           |
| ★ Side Sensing System. Included with Front and Rear Split-View Camera (61D). Also includes Reverse Sensing System (43R).                                                                                                                                                                                                                                                                                                                                                                                                                                            | 94A       | O/I       | O/I      | O/I              | S                 | —       | —           |
| <b>Note:</b> Works similar to the Reverse Sensing System, as it sounds a tone when the vehicle gets close to surrounding vehicles and other objects.                                                                                                                                                                                                                                                                                                                                                                                                                |           |           |          |                  |                   |         |             |
| <b>PACKAGES/KITS</b>                                                                                                                                                                                                                                                                                                                                                                                                                                                                                                                                                |           |           |          |                  |                   |         |             |
| <b>Audio Prep Packages</b>                                                                                                                                                                                                                                                                                                                                                                                                                                                                                                                                          |           |           |          |                  |                   |         |             |
| Radio Prep Package. Includes antenna, cover plate in place of radio, wiring that is normally provided with single-CD audio packages and speakers. A radio chassis is not provided. Not available with Low Roof Cargo Van, Low Roof Crew Van, Cruise Control (60C), Adaptive Cruise Control (60D), MyKey® (62B), Interior Upgrade Package – Cargo Van (96C), Interior Upgrade Package – Cutaway/Chassis Cab (47A) or Motorhome Prep Package (47M). <b>The combination of Radio Prep Package (58T) and FordPass™ Connect / Telematics Modem is Late Availability.</b> | 58T       | I         | I        | —                | —                 | O       | O           |
| Radio Prep Package is included on Cargo Van and Crew Van when the Rear View Display in Rearview Mirror (61B) is selected. And is optional on Cutaway and Chassis Cab when No Rear View Camera or Rear View Camera and Prep Kit (61A) is selected. Not available with Side Sensing System (94A), Reverse Sensing System (43R) and Enhanced Active Park Assist (94B).<br>– 4 speakers (4 front) – Cargo Van, Crew Van, Cutaway and Chassis Cab                                                                                                                        |           |           |          |                  |                   |         |             |
| <b>Engine Prep Packages</b>                                                                                                                                                                                                                                                                                                                                                                                                                                                                                                                                         |           |           |          |                  |                   |         |             |
| ★ Biodiesel Engine Prep Package. Requires the 2.0L EcoBlue® Bi-Turbo I4 Diesel (99A) engine.                                                                                                                                                                                                                                                                                                                                                                                                                                                                        | 98B       | O         | O        | O                | O                 | O       | O           |
| <b>Exterior Prep Packages</b>                                                                                                                                                                                                                                                                                                                                                                                                                                                                                                                                       |           |           |          |                  |                   |         |             |
| Exterior Upgrade Package – SRW                                                                                                                                                                                                                                                                                                                                                                                                                                                                                                                                      | 18D       | O         | O        | —                | S                 | O/I     | O           |
| Exterior Upgrade Package – DRW                                                                                                                                                                                                                                                                                                                                                                                                                                                                                                                                      | 18L       | O         | O        | —                | S                 | O/I     | O           |
| <b>Heating Prep Packages</b>                                                                                                                                                                                                                                                                                                                                                                                                                                                                                                                                        |           |           |          |                  |                   |         |             |
| Auxiliary Heater Prep Package without Rear Controls. Available with Builders Prep Package (47E). Not available with Front/Rear Aux A/C and Heater (Driver controlled) (57G).                                                                                                                                                                                                                                                                                                                                                                                        | 62A       | O         | O        | P                | P                 | O       | O           |
| Auxiliary Heater / AC Prep Package without Rear Controls. Available with Builders Prep Package (47E). Included in Ambulance Prep Package – Cutaway (47F). Not available with Front/Rear Aux A/C and Heater (Driver controlled) (57G).                                                                                                                                                                                                                                                                                                                               | 62C       | O         | O        | P                | P                 | O/I     | O           |
| <b>Note:</b> Package includes stub lines for delivery of coolant/refrigerant for easy addition of an aftermarket rear heater and A/C system. Requires aftermarket upfit of a climate control system.                                                                                                                                                                                                                                                                                                                                                                |           |           |          |                  |                   |         |             |
| <b>Interior Prep Packages</b>                                                                                                                                                                                                                                                                                                                                                                                                                                                                                                                                       |           |           |          |                  |                   |         |             |
| Interior Upgrade Package – Cargo Van                                                                                                                                                                                                                                                                                                                                                                                                                                                                                                                                | 96C       | O         | —        | —                | —                 | —       | —           |
| Interior Upgrade Package – Cutaway/Chassis Cab                                                                                                                                                                                                                                                                                                                                                                                                                                                                                                                      | 47A       | —         | —        | —                | —                 | O       | O           |
| Smoker's Package                                                                                                                                                                                                                                                                                                                                                                                                                                                                                                                                                    | 66B       | O         | O        | O                | O                 | O       | O           |
| <b>Note:</b> Comes with a cigarette lighter and ash cup. The cigarette lighter replaces the 12V Powerpoint.                                                                                                                                                                                                                                                                                                                                                                                                                                                         |           |           |          |                  |                   |         |             |

★ = New for this model year

S = Standard / O = Optional / P = Packaged Option  
F = Fleet Option with valid FIN code / I = Included

# 2020 TRANSIT OPTIONAL EQUIPMENT

|                                                                                                                                                                                                                                                                                                                                                                                                                                                                                                                                    | Body Type  | CARGO VAN | CREW VAN | PASSENGER VAN XL | PASSENGER VAN XLT | CUTAWAY | CHASSIS CAB |
|------------------------------------------------------------------------------------------------------------------------------------------------------------------------------------------------------------------------------------------------------------------------------------------------------------------------------------------------------------------------------------------------------------------------------------------------------------------------------------------------------------------------------------|------------|-----------|----------|------------------|-------------------|---------|-------------|
|                                                                                                                                                                                                                                                                                                                                                                                                                                                                                                                                    | Order Code | 101A      | 201A     | 301A             | 302A              | 501A    | 701A        |
| <b>PACKAGES/KITS (continued)</b>                                                                                                                                                                                                                                                                                                                                                                                                                                                                                                   |            |           |          |                  |                   |         |             |
| <b>Trim Packages</b>                                                                                                                                                                                                                                                                                                                                                                                                                                                                                                               |            |           |          |                  |                   |         |             |
| Load Area Protection Package. Not Available with Windows-All-Around, Fixed (17F) or Push Down Manual Parking Brake (90G).<br><b>Note:</b> Includes complete rear polypropylene panels on side walls and doors.                                                                                                                                                                                                                                                                                                                     | 96D        | O         | —        | —                | —                 | —       | —           |
| Scuff Plate Kit. Not available with Dual Sliding Side Doors (59B), Load Area Protection Package (96D) or the Interior Upgrade Package – Cargo Van (96C).<br><b>Note:</b> Scuff plate kit includes plastic scuffs for rear cargo doors and side cargo door (60/40 Hinged Passenger-side Door or Sliding Passenger-side Door). Scuff plate kit is not installed on vehicle, needs to be installed by upfitter/dealership.                                                                                                            | 85A        | O         | —        | —                | —                 | —       | —           |
| Heavy-Duty Scuff Plate Kit. Not available with Dual Sliding Side Doors (59B). Not available with Load Area Protection Package (96D) or the Interior Upgrade Package – Cargo Van (96C) unless ordered with Heavy-Duty Cargo Flooring (60B).<br><b>Note:</b> Heavy-duty scuff plate kit includes heavy-duty scuffs for rear cargo doors and side cargo door (60/40 Hinged Passenger-side Door or Sliding Passenger-side Door). Heavy-duty scuff plate kit is not installed on vehicle, needs to be installed by upfitter/dealership. | 85B        | O         | —        | —                | —                 | —       | —           |
| <b>Miscellaneous Prep Packages</b>                                                                                                                                                                                                                                                                                                                                                                                                                                                                                                 |            |           |          |                  |                   |         |             |
| Ambulance Prep Package – Cargo Van. Not available with 3.5L PFDi V6 (998) or 2.0L EcoBlue® Bi-Turbo I4 Diesel (99A) engines.                                                                                                                                                                                                                                                                                                                                                                                                       | 47B        | O         | —        | —                | —                 | —       | —           |
| Ambulance Prep Package – Cutaway. Only available with 10,360/11,000 GVWR and 3.5L EcoBoost® V6 (99G) engine combinations.                                                                                                                                                                                                                                                                                                                                                                                                          | 47F        | —         | —        | —                | —                 | O       | —           |
| Builder's Prep Package                                                                                                                                                                                                                                                                                                                                                                                                                                                                                                             | 47E        | —         | —        | O                | O                 | —       | —           |
| Motorhome Prep Package.                                                                                                                                                                                                                                                                                                                                                                                                                                                                                                            | 47M        | —         | —        | —                | —                 | O       | —           |
| Shuttle Bus Prep Package.                                                                                                                                                                                                                                                                                                                                                                                                                                                                                                          | 47S        | —         | —        | —                | —                 | O       | —           |
| <b>FORD ACCESSORIES, PRE-INSTALLED</b>                                                                                                                                                                                                                                                                                                                                                                                                                                                                                             |            |           |          |                  |                   |         |             |
| Back Up Alarm. <b>Note:</b> The back up alarm has 102 dB(A) warning capability.                                                                                                                                                                                                                                                                                                                                                                                                                                                    | 43B        | O         | O        | O                | O                 | O       | O           |
| Heavy Duty Tray Style Floor Mats (Front).                                                                                                                                                                                                                                                                                                                                                                                                                                                                                          | 86N        | O         | O        | O                | O                 | O       | O           |
| Remote Start. Not available on 2.0L EcoBlue® Bi-Turbo I4 Diesel (99A) engine.                                                                                                                                                                                                                                                                                                                                                                                                                                                      | 68B        | O         | O        | O                | O                 | O       | O           |
| Wheel Well Liners – Black (Front only)                                                                                                                                                                                                                                                                                                                                                                                                                                                                                             | 15C        | O         | O        | O                | O                 | O       | O           |
| <b>FACTORY-INVOKED, DEALER-INSTALLED ACCESSORIES</b>                                                                                                                                                                                                                                                                                                                                                                                                                                                                               |            |           |          |                  |                   |         |             |
| Stainless Steel Wheel Liners. Factory-Invoked, Dealer-Installed Accessory. Only available on DRW configurations and the standard 16" Heavy-Duty Silver Steel Wheel with Exposed Lug Nuts. Not available with AWD, Heavy-Duty Front Axle (41E) or 11,000 GVWR configurations.                                                                                                                                                                                                                                                       | 87B        | O         | O        | O                | O                 | O       | O           |
| <b>FLEET OPTIONS (Requires Valid FIN code)</b>                                                                                                                                                                                                                                                                                                                                                                                                                                                                                     |            |           |          |                  |                   |         |             |
| Daytime Running Lamps<br><b>Note:</b> Provide enhanced vehicle visibility during daylight conditions.                                                                                                                                                                                                                                                                                                                                                                                                                              | 942        | F         | F        | F                | F                 | F       | F           |
| Exterior Mirror Delete. Available on Ambulance Prep Package – Cutaway (47F).                                                                                                                                                                                                                                                                                                                                                                                                                                                       | 54X        | F         | F        | —                | —                 | S       | S           |
| Multi-Function School Activity Bus (MFSAB) Prep Package. Not available with Extended Length configurations. See Package/Option page for details.                                                                                                                                                                                                                                                                                                                                                                                   | 47Q        | —         | —        | —                | —                 | F       | —           |
| Orange Safety Belts Not available with 10-way power seat packages (21Q, 21R and 21S) or swivel seat packages (21T and 218).<br><b>Note:</b> Belt minder is included on the driver and front passenger seat(s).                                                                                                                                                                                                                                                                                                                     | 76C        | F         | F        | —                | —                 | F       | F           |
| School Bus Prep Package. Not available with Extended Length configurations. See Package/Option page for details.                                                                                                                                                                                                                                                                                                                                                                                                                   | 47C        | —         | —        | —                | —                 | F       | —           |
| ★ Smart Acceleration Truncation<br><b>Note:</b> Smart Acceleration Truncation provides improved fuel economy by limiting power on unladen vehicles.                                                                                                                                                                                                                                                                                                                                                                                | 55B        | F         | F        | F                | F                 | F       | F           |
| <b>Decal Options</b>                                                                                                                                                                                                                                                                                                                                                                                                                                                                                                               |            |           |          |                  |                   |         |             |
| Decal #1 – Up to 15 ft <sup>2</sup> . See Decal Availability section on page 24 for decal availability, ordering process and visual example. Minimum annual order of 25 units required.                                                                                                                                                                                                                                                                                                                                            | 51E        | F         | F        | F                | F                 | —       | —           |

★ = New for this model year

S = Standard / O = Optional / P = Packaged Option  
F = Fleet Option with valid FIN code / I = Included

# 2020 TRANSIT OPTIONAL EQUIPMENT

|                                                                                                                                                                                         | Body<br>Type | CARGO<br>VAN | CREW<br>VAN | PASSENGER<br>VAN XL | PASSENGER<br>VAN XLT | CUTAWAY | CHASSIS<br>CAB |
|-----------------------------------------------------------------------------------------------------------------------------------------------------------------------------------------|--------------|--------------|-------------|---------------------|----------------------|---------|----------------|
| Order<br>Code                                                                                                                                                                           |              | 101A         | 201A        | 301A                | 302A                 | 501A    | 701A           |
| <b>FLEET OPTIONS (Requires Valid FIN code) (continued)</b>                                                                                                                              |              |              |             |                     |                      |         |                |
| Decal #2 – Up to 25 ft <sup>2</sup> . See Decal Availability section on page 24 for decal availability, ordering process and visual example. Minimum annual order of 25 units required. | 51F          | F            | F           | F                   | F                    | —       | —              |
| Decal #3 – Up to 45 ft <sup>2</sup> . See Decal Availability section on page 24 for decal availability, ordering process and visual example. Minimum annual order of 25 units required. | 51G          | F            | F           | F                   | F                    | —       | —              |
| Decal #4 – Up to 70 ft <sup>2</sup> . See Decal Availability section on page 24 for decal availability, ordering process and visual example. Minimum annual order of 25 units required. | 51H          | F            | F           | F                   | F                    | —       | —              |
| Decal #5 – Up to 95 ft <sup>2</sup> . See Decal Availability section on page 24 for decal availability, ordering process and visual example. Minimum annual order of 25 units required. | 51J          | F            | F           | F                   | F                    | —       | —              |
| <b>Speed Limiting Device</b>                                                                                                                                                            |              |              |             |                     |                      |         |                |
| 65-mph Governed Top Speed                                                                                                                                                               | 52M          | F            | F           | F                   | F                    | F       | F              |
| 70-mph Governed Top Speed                                                                                                                                                               | 52H          | F            | F           | F                   | F                    | F       | F              |
| 75-mph Governed Top Speed                                                                                                                                                               | 52N          | F            | F           | F                   | F                    | F       | F              |
| <b>Wheels – DRW</b>                                                                                                                                                                     |              |              |             |                     |                      |         |                |
| 16" Heavy-Duty White Steel Wheel with Exposed Lug Nuts (Standard Front Axle configurations only). Available with Exterior Upgrade Package – DRW (18L).                                  | 76D          | P/F          | P/F         | F                   | P/F                  | P/F     | P/F            |

★ = New for this model year

S = Standard / O = Optional / P = Packaged Option  
F = Fleet Option with valid FIN code / I = Included

# 2020 TRANSIT OPTIONAL EQUIPMENT

## WINDOW OFFERINGS

|                                                                                                                                                                                                                                                                        | 2020 Transit - Window Offerings |                                  |                             |                    |                         |                             |                    |                         |
|------------------------------------------------------------------------------------------------------------------------------------------------------------------------------------------------------------------------------------------------------------------------|---------------------------------|----------------------------------|-----------------------------|--------------------|-------------------------|-----------------------------|--------------------|-------------------------|
|                                                                                                                                                                                                                                                                        | SINGLE REAR WHEEL               |                                  |                             |                    |                         | DUAL REAR WHEEL             |                    |                         |
|                                                                                                                                                                                                                                                                        | LOW ROOF                        |                                  | MEDIUM & HIGH ROOF          |                    |                         | HIGH ROOF                   |                    |                         |
|                                                                                                                                                                                                                                                                        | Sliding Passenger-side Door     | 60/40 Hinged Passenger-side Door | Sliding Passenger-side Door | Power Sliding Door | Dual Sliding Side Doors | Sliding Passenger-side Door | Power Sliding Door | Dual Sliding Side Doors |
| <b>No Rear Glass.</b><br>Standard on Cargo Vans.<br>Side Door Glass: No<br>Rear Door Glass: No<br>Bodyside Glass: No                                                                                                                                                   |                                 |                                  |                             |                    |                         |                             |                    |                         |
| <b>Fixed Rear Cargo Door Glass</b><br>Optional on Cargo Van.<br>Side Door Glass: No<br>Rear Door Glass: Yes<br>Bodyside Glass: No                                                                                                                                      |                                 |                                  |                             |                    |                         |                             |                    |                         |
| <b>Fixed Rear Cargo Door Glass and Fixed Passenger-side Cargo Door Glass.</b><br>Optional on Cargo Van.<br>Side Door Glass: Yes<br>Rear Door Glass: Yes<br>Bodyside Glass: No                                                                                          |                                 |                                  |                             |                    |                         |                             |                    |                         |
| <b>Fixed Rear Cargo Door Glass and Fixed Driver and Passenger-side Cargo Door Glass.</b><br>Optional on Cargo Van. Standard on Crew Van.<br>Side Door Glass: Yes<br>Rear Door Glass: Yes<br>Bodyside Glass: Yes<br><b>Note:</b> Requires Dual Sliding Side Doors (598) | NA                              | NA                               | NA                          | NA                 |                         | NA                          | NA                 |                         |
| <b>Windows-All-Around, Fixed</b><br>Optional on Cargo Van. Standard/Optional on Passenger Van.<br>Side Door Glass: Yes<br>Rear Door Glass: Yes<br>Bodyside Glass: Yes                                                                                                  |                                 |                                  |                             |                    | NA                      |                             |                    | NA                      |
| <b>Egress Window</b><br>Optional on Passenger Van.<br>Side Door Glass: Yes<br>Rear Door Glass: Yes<br>Bodyside Glass: Yes<br><b>Note:</b> Only available with Windows-All-Around, Fixed (17F). Requires Privacy Glass (92E). Not available on Low Roof Passenger Vans. |                                 |                                  |                             |                    | NA                      |                             |                    | NA                      |

## DECAL OPTIONS



Decal #1 (51E):  
– Up to 15 sq-ft<sup>1</sup>



Decal #2 (51F):  
– Up to 25 sq-ft<sup>1</sup>



Decal #3 (51G):  
– Up to 45 sq-ft<sup>1</sup>



Decal #4 (51H):  
– Up to 70 sq-ft<sup>1</sup>



Decal #5 (51J):  
– Up to 95 sq-ft<sup>1</sup>

<sup>1</sup> Fleet only option. Pricing is for non-reflective material, 25 vehicle order minimum, and graphic design must be completed and approved by Ford prior to ordering vehicle in CONCEPS. To get started visit the Ford Commercial Graphics website and click on Factory Orderable Option Form link. Complete and submit the request form and attach your graphic design (if available). A Ford Commercial Graphics representative will follow-up to finalize the graphic design and provide a design proof for customer review and approval, and to determine which graphic option code and price applies. Lastly, customer can then proceed to place vehicle order and graphic option code in CONCEPS.

# 2020 TRANSIT OPTIONAL EQUIPMENT

## FRONT SEAT MATRIX

| Order Code | Seat Pack # | Color             | Material | Driver Seat Control      | Passenger Seat Control   | Single Passenger Seat | Dual Passenger Seat | Driver Heated Seat | Passenger Heated Seat | Driver Lumbar Support | Passenger Lumbar Support | Driver Armrest | Passenger Armrest | 2-Way Adjustable Headrest |
|------------|-------------|-------------------|----------|--------------------------|--------------------------|-----------------------|---------------------|--------------------|-----------------------|-----------------------|--------------------------|----------------|-------------------|---------------------------|
| 21C        | 2           | Dark Palazzo Gray | Cloth    | 2-Way Manual             | 2-Way Manual             | Yes                   | No                  | No                 | No                    | Yes                   | No                       | Yes            | Yes               | Yes                       |
| 21D        | 3           | Ebony             | Cloth    | 2-Way Manual             | 2-Way Manual             | Yes                   | No                  | No                 | No                    | Yes                   | No                       | Yes            | Yes               | Yes                       |
| 21G        | 6           | Dark Palazzo Gray | Vinyl    | 2-Way Manual             | 2-Way Manual             | Yes                   | No                  | No                 | No                    | No                    | No                       | Yes            | No                | Yes                       |
| 21J        | 8           | Dark Palazzo Gray | Vinyl    | 2-Way Manual             | No                       | No                    | No                  | No                 | No                    | No                    | No                       | Yes            | No                | Yes                       |
| 21K        | 9           | Dark Palazzo Gray | Cloth    | 2-Way Manual             | No                       | No                    | No                  | No                 | No                    | Yes                   | No                       | Yes            | No                | Yes                       |
| 21L        | 10          | Dark Palazzo Gray | Cloth    | 2-Way Manual             | 2-Way Manual             | Yes                   | No                  | No                 | No                    | Yes                   | No                       | Yes            | Yes               | Yes                       |
| 21M        | 11          | Ebony             | Cloth    | 2-Way Manual             | 2-Way Manual             | Yes                   | No                  | No                 | No                    | Yes                   | No                       | Yes            | Yes               | Yes                       |
| 21P        | 13          | Dark Palazzo Gray | Vinyl    | 2-Way Manual             | 2-Way Manual             | Yes                   | No                  | No                 | No                    | No                    | No                       | Yes            | Yes               | Yes                       |
| 21Q        | 14          | Dark Palazzo Gray | Cloth    | 10-Way Power             | 10-Way Power             | Yes                   | No                  | Yes                | Yes                   | Yes                   | Yes                      | Yes            | Yes               | Yes                       |
| 21R        | 15          | Ebony             | Cloth    | 10-Way Power             | 10-Way Power             | Yes                   | No                  | Yes                | Yes                   | Yes                   | Yes                      | Yes            | Yes               | Yes                       |
| 21S        | 16          | Ebony             | Leather  | 10-Way Power             | 10-Way Power             | Yes                   | No                  | Yes                | Yes                   | Yes                   | Yes                      | Yes            | Yes               | Yes                       |
| 21T        | 17          | Dark Palazzo Gray | Cloth    | 4-Way Manual Swivel Seat | 4-Way Manual Swivel Seat | Yes                   | No                  | No                 | No                    | Yes                   | No                       | Yes            | Yes               | Yes                       |
| 212        | 25          | Dark Palazzo Gray | Vinyl    | 2-Way Manual             | 2-Way Manual             | Yes                   | Yes                 | No                 | No                    | No                    | No                       | Yes            | No                | Yes                       |
| 213        | 26          | Dark Palazzo Gray | Vinyl    | 2-Way Manual             | 2-Way Manual             | Yes                   | Yes                 | No                 | No                    | No                    | No                       | Yes            | No                | Yes                       |
| 216        | 29          | Ebony             | Cloth    | 2-Way Manual             | 2-Way Manual             | Yes                   | Yes                 | No                 | No                    | Yes                   | No                       | Yes            | No                | Yes                       |
| 217        | 30          | Ebony             | Cloth    | 2-Way Manual             | 2-Way Manual             | Yes                   | Yes                 | No                 | No                    | Yes                   | No                       | Yes            | No                | Yes                       |
| 218        | 31          | Dark Palazzo Gray | Cloth    | 4-Way Manual Swivel Seat | 4-Way Manual Swivel Seat | Yes                   | No                  | No                 | No                    | Yes                   | No                       | Yes            | Yes               | Yes                       |

## FRONT SEAT MATRIX CONTINUED

| Order Code | Seat Pack # | Color             | Material | Driver Beltminder System | Passenger CRS Top Tether Anchorage | Driver Front Airbag | Passenger Front Airbag | Driver Thorax Airbags | Passenger Thorax Airbags | Driver Curtain Airbags (Front Only) | Passenger Curtain Airbags (Front Only) | Driver Curtain Airbags (Front and Rear) | Passenger Curtain Airbags (Front and Rear) |
|------------|-------------|-------------------|----------|--------------------------|------------------------------------|---------------------|------------------------|-----------------------|--------------------------|-------------------------------------|----------------------------------------|-----------------------------------------|--------------------------------------------|
| 21C        | 2           | Dark Palazzo Gray | Cloth    | Yes                      | Yes                                | Yes                 | Yes                    | Yes                   | Yes                      | Yes                                 | Yes                                    | No                                      | No                                         |
| 21D        | 3           | Ebony             | Cloth    | Yes                      | Yes                                | Yes                 | Yes                    | Yes                   | Yes                      | Yes                                 | Yes                                    | No                                      | No                                         |
| 21G        | 6           | Dark Palazzo Gray | Vinyl    | Yes                      | Yes                                | Yes                 | Yes                    | Yes                   | Yes                      | Yes                                 | Yes                                    | Yes <sup>1</sup>                        | Yes <sup>1</sup>                           |
| 21J        | 8           | Dark Palazzo Gray | Vinyl    | Yes                      | No                                 | Yes                 | No                     | Yes                   | No                       | Yes                                 | Yes                                    | No                                      | No                                         |
| 21K        | 9           | Dark Palazzo Gray | Cloth    | Yes                      | No                                 | Yes                 | No                     | Yes                   | No                       | Yes                                 | Yes                                    | No                                      | No                                         |
| 21L        | 10          | Dark Palazzo Gray | Cloth    | Yes                      | Yes                                | Yes                 | Yes                    | Yes                   | Yes                      | Yes                                 | Yes                                    | Yes <sup>1</sup>                        | Yes <sup>1</sup>                           |
| 21M        | 11          | Ebony             | Cloth    | Yes                      | Yes                                | Yes                 | Yes                    | Yes                   | Yes                      | Yes                                 | Yes                                    | Yes <sup>1</sup>                        | Yes <sup>1</sup>                           |
| 21P        | 13          | Dark Palazzo Gray | Vinyl    | Yes                      | Yes                                | Yes                 | Yes                    | Yes                   | Yes                      | Yes                                 | Yes                                    | Yes <sup>1</sup>                        | Yes <sup>1</sup>                           |
| 21Q        | 14          | Dark Palazzo Gray | Cloth    | Yes                      | Yes                                | Yes                 | Yes                    | Yes                   | Yes                      | Yes                                 | Yes                                    | Yes <sup>1</sup>                        | Yes <sup>1</sup>                           |
| 21R        | 15          | Ebony             | Cloth    | Yes                      | Yes                                | Yes                 | Yes                    | Yes                   | Yes                      | Yes                                 | Yes                                    | Yes <sup>1</sup>                        | Yes <sup>1</sup>                           |
| 21S        | 16          | Ebony             | Leather  | Yes                      | Yes                                | Yes                 | Yes                    | Yes                   | Yes                      | Yes                                 | Yes                                    | Yes <sup>1</sup>                        | Yes <sup>1</sup>                           |
| 21T        | 17          | Dark Palazzo Gray | Cloth    | Yes                      | Yes                                | Yes                 | Yes                    | Yes                   | Yes                      | Yes                                 | Yes                                    | Yes <sup>1</sup>                        | Yes <sup>1</sup>                           |
| 212        | 25          | Dark Palazzo Gray | Vinyl    | Yes                      | Yes                                | Yes                 | Yes                    | Yes                   | Yes                      | No                                  | No                                     | No                                      | No                                         |
| 213        | 26          | Dark Palazzo Gray | Vinyl    | Yes                      | Yes                                | Yes                 | Yes                    | Yes                   | Yes                      | Yes                                 | Yes                                    | No                                      | No                                         |
| 216        | 29          | Ebony             | Cloth    | Yes                      | Yes                                | Yes                 | Yes                    | Yes                   | Yes                      | No                                  | No                                     | No                                      | No                                         |
| 217        | 30          | Ebony             | Cloth    | Yes                      | Yes                                | Yes                 | Yes                    | Yes                   | Yes                      | Yes                                 | Yes                                    | No                                      | No                                         |
| 218        | 31          | Dark Palazzo Gray | Cloth    | Yes                      | Yes                                | Yes                 | Yes                    | No                    | No                       | No                                  | No                                     | No                                      | No                                         |

<sup>1</sup> Contains Driver and Passenger Curtain Airbags (Front and Rear) when a Passenger Van XL or Passenger Van XLT is selected.

★ = New for this model year



# 2020 TRANSIT OPTIONAL EQUIPMENT

## REAR SEAT MATRIX

| Order Code | Passenger Seating                       | Second Row Seating | Third Row Seating | Fourth Row Seating | Fifth Row Seating | Rear Seat Center Armrest | Second Row Double Seat (D) | Second Row Triple Narrow Seat (K) | Second Row Triple Wide Seat (C) |
|------------|-----------------------------------------|--------------------|-------------------|--------------------|-------------------|--------------------------|----------------------------|-----------------------------------|---------------------------------|
| 96K        | 1 or 2 <sup>1,2</sup> or 3 <sup>4</sup> | No                 | No                | No                 | No                | No                       | No                         | No                                | No                              |
| 96X        | 2 <sup>2</sup>                          | No                 | No                | No                 | No                | No                       | No                         | No                                | No                              |
| -          | 5                                       | Yes                | No                | No                 | No                | No                       | No                         | No                                | Yes                             |
| 96U        | 5 <sup>2</sup>                          | Yes                | No                | No                 | No                | No <sup>3</sup>          | No                         | No                                | Yes                             |
| 96L        | 8                                       | Yes                | Yes               | No                 | No                | No <sup>3</sup>          | No                         | Yes                               | No                              |
| 96M        | 8                                       | Yes                | Yes               | No                 | No                | No <sup>3</sup>          | No                         | No                                | Yes                             |
| 96V        | 8 <sup>2</sup>                          | Yes                | Yes               | No                 | No                | No <sup>3</sup>          | No                         | Yes                               | No                              |
| -          | 10                                      | Yes                | Yes               | Yes                | No                | No <sup>3</sup>          | Yes                        | No                                | No                              |
| 96W        | 10 <sup>2</sup>                         | Yes                | Yes               | Yes                | No                | No <sup>3</sup>          | Yes                        | No                                | No                              |
| -          | 12                                      | Yes                | Yes               | Yes                | No                | No <sup>3</sup>          | No                         | Yes                               | No                              |
| 96S        | 14                                      | Yes                | Yes               | Yes                | Yes               | No <sup>3</sup>          | Yes                        | No                                | No                              |
| 96T        | 14                                      | Yes                | Yes               | Yes                | Yes               | No <sup>3</sup>          | Yes                        | No                                | No                              |
| -          | 15                                      | Yes                | Yes               | Yes                | Yes               | No <sup>3</sup>          | No                         | Yes                               | No                              |
| 96P        | 15                                      | Yes                | Yes               | Yes                | Yes               | No <sup>3</sup>          | No                         | Yes                               | No                              |

## REAR SEAT MATRIX CONTINUED

| Order Code | Passenger Seating                       | Third Row Single/Double Seat (D+F) | Third Row Triple Wide Seat (C) | Fourth Row Single/Double Seat (D+Q) | Fourth Row Triple Wide Seat (C) | Fourth Row Double/Double Seat (J+J) | Fifth Row Single/Double/Single Seat (Y+X+Y) | Fifth Row Double/Double Seat (J+J) |
|------------|-----------------------------------------|------------------------------------|--------------------------------|-------------------------------------|---------------------------------|-------------------------------------|---------------------------------------------|------------------------------------|
| 96K        | 1 or 2 <sup>1,2</sup> or 3 <sup>4</sup> | No                                 | No                             | No                                  | No                              | No                                  | No                                          | No                                 |
| 96X        | 2 <sup>2</sup>                          | No                                 | No                             | No                                  | No                              | No                                  | No                                          | No                                 |
| -          | 5                                       | No                                 | No                             | No                                  | No                              | No                                  | No                                          | No                                 |
| 96U        | 5 <sup>2</sup>                          | No                                 | No                             | No                                  | No                              | No                                  | No                                          | No                                 |
| 96L        | 8                                       | No                                 | Yes                            | No                                  | No                              | No                                  | No                                          | No                                 |
| 96M        | 8                                       | No                                 | Yes                            | No                                  | No                              | No                                  | No                                          | No                                 |
| 96V        | 8 <sup>2</sup>                          | Yes                                | No                             | No                                  | No                              | No                                  | No                                          | No                                 |
| -          | 10                                      | Yes                                | No                             | No                                  | Yes                             | No                                  | No                                          | No                                 |
| 96W        | 10 <sup>2</sup>                         | Yes                                | No                             | Yes                                 | No                              | No                                  | No                                          | No                                 |
| -          | 12                                      | Yes                                | No                             | No                                  | No                              | Yes                                 | No                                          | No                                 |
| 96S        | 14                                      | Yes                                | No                             | Yes                                 | No                              | No                                  | Yes                                         | No                                 |
| 96T        | 14                                      | Yes                                | No                             | Yes                                 | No                              | No                                  | No                                          | Yes                                |
| -          | 15                                      | Yes                                | No                             | Yes                                 | No                              | No                                  | No                                          | Yes                                |
| 96P        | 15                                      | Yes                                | No                             | Yes                                 | No                              | No                                  | Yes                                         | No                                 |

<sup>1</sup> 2-Passenger Seating is standard on Cargo Van, Cutaway and Chassis Cab, except when Passenger Seat Delete (21J and 21K) is ordered, then its 1-Passenger Seat. 2-Passenger Seating is standard on Passenger Van with Builders Prep Package (61A)

<sup>2</sup> Incomplete Vehicle; some rear seats are removed, but seat attachment points still exist


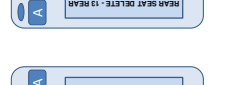



<sup>3</sup> Included on Passenger Van XLT

<sup>4</sup> Late availability

# 2020 TRANSIT OPTIONAL EQUIPMENT

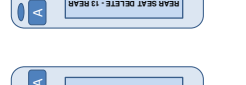



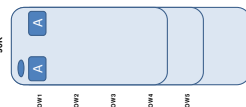
## 2020MY SEAT CONFIGURATIONS

### CARGO VAN, CUTAWAY AND CHASSIS CAB

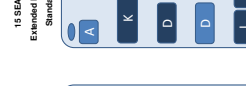

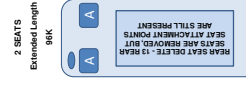
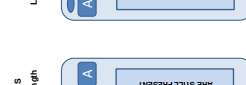
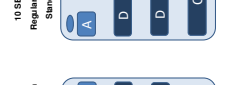



### CREW VAN

### PASSENGER VAN (LOW ROOF)



### PASSENGER VAN (MEDIUM ROOF AND HIGH ROOF)



| Seat # | Seat Description                      | Seat Capacity |
|--------|---------------------------------------|---------------|
| 1      | Single Driver / Single Co-Driver Seat | 1             |
| 2      | Double Driver / Double Co-Driver Seat | 2             |
| 3      | Triple Driver / Triple Co-Driver Seat | 3             |
| 4      | Double Seat                           | 2             |
| 5      | Triple Seat                           | 3             |
| 6      | Triple Narrow Seat                    | 3             |
| 7      | Double Seat                           | 2             |
| 8      | Double Seat                           | 2             |
| 9      | Single Seat                           | 1             |

FIXED SEAT  
 CUSTOMER REMOVABLE SEAT

# 2020 TRANSIT NOMINAL TONNAGE

## NOMINAL TONNAGE (CARGO VAN)

| CARGO VAN   |     | Series (T-xxx) | Drive Type | Nominal Tonnage <sup>1</sup> |
|-------------|-----|----------------|------------|------------------------------|
| Low Roof    | E1Y | T-150          | RWD        | 3/4                          |
|             | E2Y | T-150          | AWD        | 3/4                          |
|             | R1Y | T-250          | RWD        | 3/4                          |
|             | R2Y | T-250          | AWD        | 3/4                          |
|             | W1Y | T-350          | RWD        | 1                            |
|             | W2Y | T-350          | AWD        | 1                            |
| Medium Roof | E1C | T-150          | RWD        | 3/4                          |
|             | E2C | T-150          | AWD        | 3/4                          |
|             | R1C | T-250          | RWD        | 3/4                          |
|             | R2C | T-250          | AWD        | 3/4                          |
|             | W2C | T-350          | AWD        | 1                            |
|             | W9C | T-350          | RWD        | 1                            |
| High Roof   | R1X | T-250          | RWD        | 3/4                          |
|             | R2X | T-250          | AWD        | 3/4                          |
|             | R3U | T-250          | AWD        | 3/4                          |
|             | R3X | T-250          | RWD        | 3/4                          |
|             | W1X | T-350          | RWD        | 1                            |
|             | W2X | T-350          | AWD        | 1                            |
|             | W3U | T-350          | AWD        | 1                            |
|             | W3X | T-350          | RWD        | 1                            |
|             | F4U | T-350HD        | AWD        | 1                            |
|             | F4X | T-350HD        | RWD        | 1                            |
|             | S4U | T-350HD        | AWD        | 1                            |
|             | S4X | T-350HD        | RWD        | 1                            |

## NOMINAL TONNAGE (CREW VAN)

| CREW VAN    |     | Series (T-xxx) | Drive Type | Nominal Tonnage <sup>1</sup> |
|-------------|-----|----------------|------------|------------------------------|
| Low Roof    | E1Z | T-150          | RWD        | 3/4                          |
|             | E9Z | T-150          | AWD        | 3/4                          |
|             | R1Z | T-250          | RWD        | 3/4                          |
|             | R2Z | T-250          | AWD        | 3/4                          |
|             | W1Z | T-350          | RWD        | 1                            |
|             | W2Z | T-350          | AWD        | 1                            |
| Medium Roof | E1D | T-150          | RWD        | 3/4                          |
|             | E2D | T-150          | AWD        | 3/4                          |
|             | R1D | T-250          | RWD        | 3/4                          |
|             | R2D | T-250          | AWD        | 3/4                          |
|             | W1D | T-350          | RWD        | 1                            |
|             | W2D | T-350          | AWD        | 1                            |
| High Roof   | R1V | T-250          | RWD        | 3/4                          |
|             | R2V | T-250          | AWD        | 3/4                          |
|             | W1V | T-350          | RWD        | 1                            |
|             | W2V | T-350          | AWD        | 1                            |
|             | F4V | T-350HD        | RWD        | 1                            |
|             | F4W | T-350HD        | AWD        | 1                            |
|             | S4W | T-350HD        | AWD        | 1                            |
|             | S4V | T-350HD        | RWD        | 1                            |

<sup>1</sup> Nominal tonnage is a general classification of the van's payload capacities. Reference the van's published maximum payload rating and/or GVWR rating to know how much weight a specific configuration can carry.

# 2020 TRANSIT NOMINAL TONNAGE

## NOMINAL TONNAGE (PASSENGER VAN)

| PASSENGER VAN |     | Series (T-xxx) | Drive Type | Nominal Tonnage <sup>1</sup> |
|---------------|-----|----------------|------------|------------------------------|
| Low Roof      | K1Y | T-150          | RWD        | 1/2                          |
|               | K2Y | T-150          | AWD        | 1/2                          |
|               | X2Y | T-350          | RWD        | 1/2                          |
|               | X9Y | T-350          | AWD        | 1/2                          |
| Medium Roof   | K1C | T-150          | RWD        | 1/2                          |
|               | K2C | T-150          | AWD        | 1/2                          |
|               | X2C | T-350          | RWD        | 1/2                          |
|               | X9C | T-350          | AWD        | 1/2                          |
|               | W4Z | T-350          | RWD        | 1/2                          |
| High Roof     | X2X | T-350          | RWD        | 1/2                          |
|               | X9X | T-350          | AWD        | 1/2                          |
|               | W4X | T-350          | RWD        | 1/2                          |
|               | U4X | T-350HD        | RWD        | 1/2                          |
|               | U5X | T-350HD        | AWD        | 1/2                          |

## NOMINAL TONNAGE (CUTAWAY)

| CUTAWAY  |     | Series (T-xxx) | Drive Type | Nominal Tonnage <sup>1</sup> |
|----------|-----|----------------|------------|------------------------------|
| Low Roof | R5P | T-250          | RWD        | 3/4                          |
|          | R7P | T-250          | AWD        | 3/4                          |
|          | W7P | T-350          | AWD        | 1                            |
|          | W5P | T-350          | RWD        | 1                            |
|          | F6P | T-350HD        | RWD        | 1                            |
|          | F8P | T-350HD        | AWD        | 1                            |
|          | S6P | T-350HD        | RWD        | 1                            |
|          | S8P | T-350HD        | AWD        | 1                            |
|          | U6P | T-350HD        | RWD        | 1                            |
|          | U8P | T-350HD        | AWD        | 1                            |

## NOMINAL TONNAGE (CHASSIS CAB)

| CHASSIS CAB |     | Series (T-xxx) | Drive Type | Nominal Tonnage <sup>1</sup> |
|-------------|-----|----------------|------------|------------------------------|
| Low Roof    | R5Z | T-250          | RWD        | 3/4                          |
|             | R7Z | T-250          | AWD        | 3/4                          |
|             | W7Z | T-350          | AWD        | 1                            |
|             | W5Z | T-350          | RWD        | 1                            |
|             | F6Z | T-350HD        | RWD        | 1                            |
|             | F8Z | T-350HD        | AWD        | 1                            |
|             | S6Z | T-350HD        | RWD        | 1                            |
|             | S8Z | T-350HD        | AWD        | 1                            |
|             | U6Z | T-350HD        | RWD        | 1                            |
|             | U8Z | T-350HD        | AWD        | 1                            |

<sup>1</sup> Nominal tonnage is a general classification of the van's payload capacities. Reference the van's published maximum payload rating and/or GVWR rating to know how much weight a specific configuration can carry.

# 2020 TRANSIT AXLE AVAILABILITY

## FRONT AXLE AVAILABILITY (CARGO VAN)

| CARGO VAN              |     | 3.5L PFDi V6 (998)  |                             | 3.5L EcoBoost® V6 (99G) |                             | 2.0L EcoBlue® Bi-Turbo I4 Diesel (99A) |                             |
|------------------------|-----|---------------------|-----------------------------|-------------------------|-----------------------------|----------------------------------------|-----------------------------|
|                        |     | Standard Front Axle | Heavy-Duty Front Axle (41E) | Standard Front Axle     | Heavy-Duty Front Axle (41E) | Standard Front Axle                    | Heavy-Duty Front Axle (41E) |
| Regular (130")         | E1Y | S                   | O                           | S                       | O                           | -                                      | -                           |
|                        | E2Y | -                   | S                           | -                       | S                           | -                                      | -                           |
| Long (148")            | E1Y | S                   | O                           | S                       | O/I <sup>3</sup>            | -                                      | -                           |
|                        | E2Y | -                   | S                           | -                       | S                           | -                                      | -                           |
| Regular (130")         | R1Y | S                   | O                           | S                       | O                           | S                                      | O                           |
|                        | R2Y | -                   | S                           | -                       | S                           | -                                      | -                           |
| Long (148")            | R1Y | S                   | O/I <sup>6</sup>            | S                       | O/I <sup>6</sup>            | S                                      | O/I <sup>1</sup>            |
|                        | R2Y | -                   | S                           | -                       | S                           | -                                      | -                           |
| Regular (130")         | W1Y | S                   | O                           | S                       | O                           | -                                      | -                           |
|                        | W2Y | -                   | S                           | -                       | S                           | -                                      | -                           |
| Long (148")            | W1Y | S                   | O                           | S                       | O                           | -                                      | -                           |
|                        | W2Y | -                   | S                           | -                       | S                           | -                                      | -                           |
| Regular (130")         | E1C | S                   | O                           | S                       | O                           | -                                      | -                           |
|                        | E2C | -                   | S                           | -                       | S                           | -                                      | -                           |
| Long (148")            | E1C | S                   | O                           | S                       | O/I <sup>6</sup>            | -                                      | -                           |
|                        | E2C | -                   | S                           | -                       | S                           | -                                      | -                           |
| Regular (130")         | R1C | S                   | O                           | S                       | O                           | S                                      | O                           |
|                        | R2C | -                   | S                           | -                       | S                           | -                                      | -                           |
| Long (148")            | R1C | S                   | O/I <sup>6</sup>            | S                       | O/I <sup>6</sup>            | S                                      | O/I <sup>1,2</sup>          |
|                        | R2C | -                   | S                           | -                       | S                           | -                                      | -                           |
| Regular (130")         | W9C | S                   | O                           | S                       | O                           | -                                      | -                           |
|                        | W2C | -                   | S                           | -                       | S                           | -                                      | -                           |
| Long (148")            | W9C | S                   | O/I <sup>3</sup>            | S                       | O/I <sup>3</sup>            | -                                      | -                           |
|                        | W2C | -                   | S                           | -                       | S                           | -                                      | -                           |
| Long (148")            | R1X | S                   | O/I <sup>6</sup>            | S                       | O/I <sup>6</sup>            | S                                      | O/I <sup>1,2</sup>          |
|                        | R2X | -                   | S                           | -                       | S                           | -                                      | -                           |
| Extended-Length (148") | R3X | S                   | O                           | S                       | O                           | S                                      | O                           |
|                        | R3U | -                   | S                           | -                       | S                           | -                                      | -                           |
| Long (148")            | W1X | S                   | O/I <sup>3</sup>            | S                       | O/I <sup>3</sup>            | -                                      | -                           |
|                        | W2X | -                   | S                           | -                       | S                           | -                                      | -                           |
| Extended-Length (148") | W3X | S                   | O                           | S                       | O                           | S                                      | O                           |
|                        | W3U | -                   | S                           | -                       | S                           | -                                      | -                           |
| Extended-Length (148") | F4X | I <sup>2,4</sup>    | S                           | S                       | I <sup>5</sup>              | S                                      | I <sup>5</sup>              |
|                        | F4U | -                   | S                           | -                       | S                           | -                                      | -                           |
| Extended-Length (148") | S4X | I <sup>2,4</sup>    | S                           | S                       | I <sup>5</sup>              | S                                      | I <sup>5</sup>              |
|                        | S4U | -                   | -                           | -                       | S                           | -                                      | -                           |

<sup>1</sup> Included with Heavy Duty Front Axle (41E)<sup>2</sup> Available with Heavy Duty Front Axle (41E)<sup>3</sup> Included with Ambulance Prep Package (47B)<sup>4</sup> Available with Ambulance Prep Package (47B)

# 2020 TRANSIT AXLE AVAILABILITY

## FRONT AXLE AVAILABILITY (CREW VAN)

| CREW VAN               |     | 3.5L PFDi V6 (998)  |                             | 3.5L EcoBoost® V6 (99G) |                             | 2.0L EcoBlue® Bi-Turbo I4 Diesel (99A) |                             |
|------------------------|-----|---------------------|-----------------------------|-------------------------|-----------------------------|----------------------------------------|-----------------------------|
|                        |     | Standard Front Axle | Heavy-Duty Front Axle (41E) | Standard Front Axle     | Heavy-Duty Front Axle (41E) | Standard Front Axle                    | Heavy-Duty Front Axle (41E) |
| Regular (130")         | E1Z | S                   | O                           | S                       | O                           | -                                      | -                           |
|                        | E9Z | -                   | S                           | -                       | S                           | -                                      | -                           |
| Long (148")            | E1Z | S                   | O                           | -                       | S                           | -                                      | -                           |
|                        | E9Z | -                   | S                           | -                       | S                           | -                                      | -                           |
| Regular (130")         | R1Z | S                   | O                           | S                       | O                           | -                                      | -                           |
|                        | R2Z | -                   | S                           | -                       | S                           | -                                      | -                           |
| Long (148")            | R1Z | S                   | O                           | -                       | S                           | -                                      | S                           |
|                        | R2Z | -                   | S                           | -                       | S                           | -                                      | -                           |
| Regular (130")         | W1Z | S                   | O                           | S                       | O                           | -                                      | -                           |
|                        | W2Z | -                   | S                           | -                       | S                           | -                                      | -                           |
| Long (148")            | W1Z | S                   | O                           | -                       | S                           | -                                      | -                           |
|                        | W2Z | -                   | S                           | -                       | S                           | -                                      | -                           |
| Regular (130")         | E1D | S                   | O                           | S                       | O                           | -                                      | -                           |
|                        | E2D | -                   | S                           | -                       | S                           | -                                      | -                           |
| Long (148")            | E1D | S                   | O                           | -                       | S                           | -                                      | -                           |
|                        | E2D | -                   | S                           | -                       | S                           | -                                      | -                           |
| Regular (130")         | R1D | S                   | O                           | S                       | O                           | -                                      | -                           |
|                        | R2D | -                   | S                           | -                       | S                           | -                                      | -                           |
| Long (148")            | R1D | S                   | O                           | -                       | S                           | -                                      | S                           |
|                        | R2D | -                   | S                           | -                       | S                           | -                                      | -                           |
| Regular (130")         | W1D | S                   | O                           | S                       | O                           | -                                      | -                           |
|                        | W2D | -                   | S                           | -                       | S                           | -                                      | -                           |
| Long (148")            | W1D | S                   | O                           | -                       | S                           | -                                      | -                           |
|                        | W2D | -                   | S                           | -                       | S                           | -                                      | -                           |
| Long (148")            | R1V | S                   | O                           | -                       | S                           | -                                      | S                           |
|                        | R2V | -                   | S                           | -                       | S                           | -                                      | -                           |
| Long (148")            | W1V | S                   | O                           | -                       | S                           | -                                      | -                           |
|                        | W2V | -                   | S                           | -                       | S                           | -                                      | -                           |
| Extended-Length (148") | F4V | S                   | O                           | -                       | S                           | -                                      | -                           |
|                        | F4W | -                   | S                           | -                       | S                           | -                                      | -                           |
| Extended-Length (148") | S4V | S                   | O                           | -                       | S                           | -                                      | -                           |
|                        | S4W | -                   | -                           | -                       | S                           | -                                      | -                           |

<sup>1</sup> Included with Heavy Duty Front Axle (41E)

<sup>2</sup> Available with Heavy Duty Front Axle (41E)

# 2020 TRANSIT AXLE AVAILABILITY

## FRONT AXLE AVAILABILITY (PASSENGER VAN)

| PASSENGER VAN          |     | 3.5L PFDi V6 (998)  |                             | 3.5L EcoBoost® V6 (99G) |                             | 2.0L EcoBlue® Bi-Turbo I4 Diesel (99A) |                             |
|------------------------|-----|---------------------|-----------------------------|-------------------------|-----------------------------|----------------------------------------|-----------------------------|
|                        |     | Standard Front Axle | Heavy-Duty Front Axle (41E) | Standard Front Axle     | Heavy-Duty Front Axle (41E) | Standard Front Axle                    | Heavy-Duty Front Axle (41E) |
| Regular (130")         | K1Y | S                   | -                           | -                       | -                           | -                                      | -                           |
|                        | K2Y | -                   | S                           | -                       | -                           | -                                      | -                           |
| Long (148")            | X2Y | S                   | -                           | S                       | -                           | -                                      | S                           |
|                        | X9Y | -                   | S                           | -                       | S                           | -                                      | -                           |
| Regular (130")         | K1C | S                   | -                           | -                       | -                           | -                                      | -                           |
|                        | K2C | -                   | S                           | -                       | -                           | -                                      | -                           |
| Long (148")            | X2C | S                   | -                           | S                       | -                           | -                                      | S                           |
|                        | X9C | -                   | S                           | -                       | S                           | -                                      | -                           |
| Long (148")            | W4Z | -                   | -                           | -                       | -                           | -                                      | S                           |
| Long (148")            | X2X | S                   | -                           | S                       | -                           | -                                      | S                           |
|                        | X9X | -                   | S                           | -                       | S                           | -                                      | -                           |
| Long (148")            | W4X | -                   | -                           | -                       | -                           | -                                      | S                           |
| Extended-Length (148") | U4X | S                   | I <sup>1</sup>              | S                       | I <sup>1</sup>              | S                                      | I <sup>1</sup>              |
|                        | U5X | -                   | -                           | -                       | S                           | -                                      | -                           |

<sup>1</sup> Included with Heavy Duty Front Axle (41E)

# 2020 TRANSIT AXLE AVAILABILITY

## FRONT AXLE AVAILABILITY (CUTAWAY)

| CUTAWAY                |     | 3.5L PFDi V6 (998)  |                             | 3.5L EcoBoost® V6 (99G) |                             | 2.0L EcoBlue® Bi-Turbo I4 Diesel (99A) |                             |
|------------------------|-----|---------------------|-----------------------------|-------------------------|-----------------------------|----------------------------------------|-----------------------------|
|                        |     | Standard Front Axle | Heavy-Duty Front Axle (41E) | Standard Front Axle     | Heavy-Duty Front Axle (41E) | Standard Front Axle                    | Heavy-Duty Front Axle (41E) |
| Regular (138")         | R5P | S                   | O                           | S                       | O                           | S                                      | O                           |
|                        | R7P | -                   | S                           | -                       | S                           | -                                      | -                           |
| Long (156")            | R5P | S                   | O                           | S                       | O                           | S                                      | O                           |
|                        | R7P | -                   | S                           | -                       | S                           | -                                      | -                           |
| Regular (138")         | W5P | S                   | O                           | S                       | O                           | S                                      | O                           |
|                        | W7P | -                   | S                           | -                       | S                           | -                                      | -                           |
| Long (156")            | W5P | S                   | O                           | S                       | O                           | S                                      | O                           |
|                        | W7P | -                   | S                           | -                       | S                           | -                                      | -                           |
| Regular (138")         | F6P | S                   | O                           | S                       | O                           | -                                      | S                           |
|                        | F8P | -                   | S                           | -                       | S                           | -                                      | -                           |
| Long (156")            | F6P | S                   | O                           | S                       | O                           | -                                      | S                           |
|                        | F8P | -                   | S                           | -                       | S                           | -                                      | -                           |
| Extended-Length (178") | F6P | S                   | O                           | S                       | O                           | -                                      | S                           |
|                        | F8P | -                   | S                           | -                       | S                           | -                                      | -                           |
| Regular (138")         | S6P | -                   | -                           | S                       | O                           | -                                      | S                           |
|                        | S8P | -                   | -                           | -                       | S                           | -                                      | -                           |
| Long (156")            | S6P | -                   | -                           | S                       | O/I <sup>1</sup>            | -                                      | S                           |
|                        | S8P | -                   | -                           | -                       | S                           | -                                      | -                           |
| Extended-Length (178") | S6P | -                   | -                           | S                       | O/I <sup>1</sup>            | -                                      | S                           |
|                        | S8P | -                   | -                           | -                       | S                           | -                                      | -                           |
| Regular (138")         | U6P | -                   | -                           | -                       | S                           | -                                      | -                           |
|                        | U8P | -                   | -                           | -                       | S                           | -                                      | -                           |
| Long (156")            | U6P | -                   | -                           | -                       | S                           | -                                      | -                           |
|                        | U8P | -                   | -                           | -                       | S                           | -                                      | -                           |
| Extended-Length (178") | U6P | -                   | -                           | -                       | S                           | -                                      | -                           |
|                        | U8P | -                   | -                           | -                       | S                           | -                                      | -                           |

<sup>1</sup> Included with Heavy Duty Front Axle (41E)

<sup>2</sup> Included with Ambulance Prep Package (47F)



# 2020 TRANSIT AXLE AVAILABILITY

## FRONT AXLE AVAILABILITY (CHASSIS CAB)

| CHASSIS CAB            |     | 3.5L PFDi V6 (998)  |                             | 3.5L EcoBoost® V6 (99G) |                             | 2.0L EcoBlue® Bi-Turbo I4 Diesel (99A) |                             |
|------------------------|-----|---------------------|-----------------------------|-------------------------|-----------------------------|----------------------------------------|-----------------------------|
|                        |     | Standard Front Axle | Heavy-Duty Front Axle (41E) | Standard Front Axle     | Heavy-Duty Front Axle (41E) | Standard Front Axle                    | Heavy-Duty Front Axle (41E) |
| Regular (138")         | R5Z | S                   | O                           | S                       | O                           | S                                      | O                           |
|                        | R7Z | -                   | S                           | -                       | S                           | -                                      | -                           |
| Long (156")            | R5Z | S                   | O                           | S                       | O                           | S                                      | O                           |
|                        | R7Z | -                   | S                           | -                       | S                           | -                                      | -                           |
| Regular (138")         | W5Z | S                   | O                           | S                       | O                           | S                                      | O                           |
|                        | W7Z | -                   | S                           | -                       | S                           | -                                      | -                           |
| Long (156")            | W5Z | S                   | O                           | S                       | O                           | S                                      | O                           |
|                        | W7Z | -                   | S                           | -                       | S                           | -                                      | -                           |
| Regular (138")         | F6Z | S                   | O                           | S                       | O                           | -                                      | S                           |
|                        | F8Z | -                   | S                           | -                       | S                           | -                                      | -                           |
| Long (156")            | F6Z | S                   | O                           | S                       | O                           | -                                      | S                           |
|                        | F8Z | -                   | S                           | -                       | S                           | -                                      | -                           |
| Extended-Length (178") | F6Z | S                   | O                           | S                       | O                           | -                                      | S                           |
|                        | F8Z | -                   | S                           | -                       | S                           | -                                      | -                           |
| Regular (138")         | S6Z | -                   | -                           | S                       | O                           | -                                      | S                           |
|                        | S8Z | -                   | -                           | -                       | S                           | -                                      | -                           |
| Long (156")            | S6Z | -                   | -                           | S                       | O/I <sup>1</sup>            | -                                      | S                           |
|                        | S8Z | -                   | -                           | -                       | S                           | -                                      | -                           |
| Extended-Length (178") | S6Z | -                   | -                           | S                       | O/I <sup>1</sup>            | -                                      | S                           |
|                        | S8Z | -                   | -                           | -                       | S                           | -                                      | -                           |
| Regular (138")         | U6Z | -                   | -                           | -                       | S                           | -                                      | -                           |
|                        | U8Z | -                   | -                           | -                       | S                           | -                                      | -                           |
| Long (156")            | U6Z | -                   | -                           | -                       | S                           | -                                      | -                           |
|                        | U8Z | -                   | -                           | -                       | S                           | -                                      | -                           |
| Extended-Length (178") | U6Z | -                   | -                           | -                       | S                           | -                                      | -                           |
|                        | U8Z | -                   | -                           | -                       | S                           | -                                      | -                           |

<sup>1</sup> Included with Heavy Duty Front Axle (41E)

# 2020 TRANSIT AXLE AVAILABILITY

## REAR AXLE AVAILABILITY (CARGO VAN)

| CARGO VAN              |     | 3.5L PFDi V6 (998) |      |      |              |                    |                    | 3.5L EcoBoost® V6 (99G) |      |      |              |                    |      | 2.0L EcoBlue® Bi-Turbo I4 Diesel (99A) |      |      |              |                  |      |
|------------------------|-----|--------------------|------|------|--------------|--------------------|--------------------|-------------------------|------|------|--------------|--------------------|------|----------------------------------------|------|------|--------------|------------------|------|
|                        |     | Non-Limited        |      |      | Limited-Slip |                    |                    | Non-Limited             |      |      | Limited-Slip |                    |      | Non-Limited                            |      |      | Limited-Slip |                  |      |
|                        |     | 3.31               | 3.73 | 4.10 | 3.31         | 3.73               | 4.10               | 3.31                    | 3.73 | 4.10 | 3.31         | 3.73               | 4.10 | 3.31                                   | 3.73 | 4.10 | 3.31         | 3.73             | 4.10 |
|                        |     | X31                | X73  | X41  | X3L          | X7L                | X4L                | X31                     | X73  | X41  | X3L          | X7L                | X4L  | X31                                    | X73  | X41  | X3L          | X7L              | X4L  |
| Regular (130")         | E1Y | -                  | S    | -    | -            | O/I <sup>1</sup>   | O/A <sup>2</sup>   | O                       | S    | -    | O            | O/I <sup>1</sup>   | -    | -                                      | -    | -    | -            | -                | -    |
|                        | E2Y | -                  | -    | -    | -            | S                  | O                  | -                       | -    | -    | -            | S                  | -    | -                                      | -    | -    | -            | -                | -    |
| Long (148")            | E1Y | -                  | S    | -    | -            | O/I <sup>1</sup>   | O/A <sup>2</sup>   | O                       | S    | -    | -            | O/I <sup>1</sup>   | -    | -                                      | -    | -    | -            | -                | -    |
|                        | E2Y | -                  | -    | -    | -            | S                  | O                  | -                       | -    | -    | -            | S                  | -    | -                                      | -    | -    | -            | -                | -    |
| Regular (130")         | R1Y | -                  | S    | -    | -            | O/I <sup>1</sup>   | O/A <sup>2</sup>   | O                       | S    | -    | O            | O/I <sup>1</sup>   | -    | S                                      | O    | -    | O            | O/I <sup>1</sup> | -    |
|                        | R2Y | -                  | -    | -    | -            | S                  | O                  | -                       | -    | -    | -            | S                  | -    | -                                      | -    | -    | -            | -                | -    |
| Long (148")            | R1Y | -                  | S    | -    | -            | O/I <sup>1</sup>   | O/A <sup>2</sup>   | O                       | S    | -    | O            | O/I <sup>1</sup>   | -    | S                                      | O    | -    | O            | O/I <sup>1</sup> | -    |
|                        | R2Y | -                  | -    | -    | -            | S                  | O                  | -                       | -    | -    | -            | S                  | -    | -                                      | -    | -    | -            | -                | -    |
| Regular (130")         | W1Y | -                  | S    | -    | -            | O/I <sup>1</sup>   | O/A <sup>2</sup>   | O                       | S    | -    | O            | O/I <sup>1</sup>   | -    | -                                      | -    | -    | -            | -                | -    |
|                        | W2Y | -                  | -    | -    | -            | S                  | O                  | -                       | -    | -    | -            | S                  | -    | -                                      | -    | -    | -            | -                | -    |
| Long (148")            | W1Y | -                  | S    | -    | -            | O/I <sup>1</sup>   | O/A <sup>2</sup>   | O                       | S    | -    | O            | O/I <sup>1</sup>   | -    | -                                      | -    | -    | -            | -                | -    |
|                        | W2Y | -                  | -    | -    | -            | S                  | O                  | -                       | -    | -    | -            | S                  | -    | -                                      | -    | -    | -            | -                | -    |
| Regular (130")         | E1C | -                  | S    | -    | -            | O/I <sup>1,3</sup> | O/A <sup>2,4</sup> | O                       | S    | -    | O            | O/I <sup>1,3</sup> | -    | -                                      | -    | -    | -            | -                | -    |
|                        | E2C | -                  | -    | -    | -            | S                  | O                  | -                       | -    | -    | -            | S                  | -    | -                                      | -    | -    | -            | -                | -    |
| Long (148")            | E1C | -                  | S    | -    | -            | O/I <sup>1,3</sup> | O/A <sup>2,4</sup> | O                       | S    | -    | -            | O/I <sup>1,3</sup> | -    | -                                      | -    | -    | -            | -                | -    |
|                        | E2C | -                  | -    | -    | -            | S                  | O                  | -                       | -    | -    | -            | S                  | -    | -                                      | -    | -    | -            | -                | -    |
| Regular (130")         | R1C | -                  | S    | -    | -            | O/I <sup>1,3</sup> | O/A <sup>2,4</sup> | O                       | S    | -    | O            | O/I <sup>1,3</sup> | -    | S                                      | O    | -    | O            | O/I <sup>1</sup> | -    |
|                        | R2C | -                  | -    | -    | -            | S                  | O                  | -                       | -    | -    | -            | S                  | -    | -                                      | -    | -    | -            | -                | -    |
| Long (148")            | R1C | -                  | S    | -    | -            | O/I <sup>1,3</sup> | O/A <sup>2,4</sup> | O                       | S    | -    | O            | O/I <sup>1,3</sup> | -    | S                                      | O    | -    | O            | O/I <sup>1</sup> | -    |
|                        | R2C | -                  | -    | -    | -            | S                  | O                  | -                       | -    | -    | -            | S                  | -    | -                                      | -    | -    | -            | -                | -    |
| Regular (130")         | W9C | -                  | S    | -    | -            | O/I <sup>1,3</sup> | O/A <sup>2,4</sup> | O                       | S    | -    | O            | O/I <sup>1,3</sup> | -    | -                                      | -    | -    | -            | -                | -    |
|                        | W2C | -                  | -    | -    | -            | S                  | O                  | -                       | -    | -    | -            | S                  | -    | -                                      | -    | -    | -            | -                | -    |
| Long (148")            | W9C | -                  | S    | -    | -            | O/I <sup>1,3</sup> | O/A <sup>2,4</sup> | O                       | S    | -    | O            | O/I <sup>1,3</sup> | -    | -                                      | -    | -    | -            | -                | -    |
|                        | W2C | -                  | -    | -    | -            | S                  | O                  | -                       | -    | -    | -            | S                  | -    | -                                      | -    | -    | -            | -                | -    |
| Long (148")            | R1X | -                  | -    | -    | -            | -                  | S                  | O                       | S    | -    | O            | O/I <sup>1,3</sup> | -    | S                                      | O    | -    | O            | O/I <sup>1</sup> | -    |
|                        | R2X | -                  | -    | -    | -            | -                  | S                  | -                       | -    | -    | -            | S                  | -    | -                                      | -    | -    | -            | -                | -    |
| Extended-Length (148") | R3X | -                  | -    | -    | -            | -                  | S                  | O                       | S    | -    | O            | O/I <sup>1,3</sup> | -    | S                                      | O    | -    | O            | O/I <sup>1</sup> | -    |
|                        | R3U | -                  | -    | -    | -            | -                  | S                  | -                       | -    | -    | -            | S                  | -    | -                                      | -    | -    | -            | -                | -    |
| Long (148")            | W1X | -                  | -    | -    | -            | -                  | S                  | O                       | S    | -    | O            | O/I <sup>1,3</sup> | -    | -                                      | -    | -    | -            | -                | -    |
|                        | W2X | -                  | -    | -    | -            | -                  | S                  | -                       | -    | -    | -            | S                  | -    | -                                      | -    | -    | -            | -                | -    |
| Extended-Length (148") | W3X | -                  | -    | -    | -            | -                  | S                  | O                       | S    | -    | O            | O/I <sup>1,3</sup> | -    | S                                      | O    | -    | O            | O/I <sup>1</sup> | -    |
|                        | W3U | -                  | -    | -    | -            | -                  | S                  | -                       | -    | -    | -            | S                  | -    | -                                      | -    | -    | -            | -                | -    |
| Extended-Length (148") | F4X | -                  | -    | -    | -            | -                  | S                  | -                       | S    | -    | -            | O/I <sup>1,3</sup> | -    | -                                      | S    | -    | -            | O/I <sup>1</sup> | -    |
|                        | F4U | -                  | -    | -    | -            | -                  | S                  | -                       | -    | -    | -            | S                  | -    | -                                      | -    | -    | -            | -                | -    |
| Extended-Length (148") | S4X | -                  | -    | -    | -            | -                  | S                  | -                       | S    | -    | -            | O/I <sup>1,3</sup> | -    | -                                      | S    | -    | -            | O/I <sup>1</sup> | -    |
|                        | S4U | -                  | -    | -    | -            | -                  | S                  | -                       | -    | -    | -            | S                  | -    | -                                      | -    | -    | -            | -                | -    |

<sup>1</sup> Included in Extended Range Fuel Tank (655)<sup>2</sup> Included in Dual Sliding Side Cargo Doors (59B)<sup>3</sup> Included in Dual Sliding Side Cargo Doors (59B) when Extended Range Fuel Tank (655) is ordered<sup>4</sup> Included in Sliding Passenger Side Door when Power Sliding Door (65C) is not ordered<sup>5</sup> Included in Power Sliding Door (65C)<sup>6</sup> Included in Seat Pack 26 and 30 (213/217)

# 2020 TRANSIT AXLE AVAILABILITY

## REAR AXLE AVAILABILITY (CREW VAN)

| CREW VAN               |     | 3.5L PFDi V6 (998) |      |      |              |                  |                  | 3.5L EcoBoost® V6 (99G) |      |      |              |                  |      | 2.0L EcoBlue® Bi-Turbo I4 Diesel (99A) |      |      |              |      |      |
|------------------------|-----|--------------------|------|------|--------------|------------------|------------------|-------------------------|------|------|--------------|------------------|------|----------------------------------------|------|------|--------------|------|------|
|                        |     | Non-Limited        |      |      | Limited-Slip |                  |                  | Non-Limited             |      |      | Limited-Slip |                  |      | Non-Limited                            |      |      | Limited-Slip |      |      |
|                        |     | 3.31               | 3.73 | 4.10 | 3.31         | 3.73             | 4.10             | 3.31                    | 3.73 | 4.10 | 3.31         | 3.73             | 4.10 | 3.31                                   | 3.73 | 4.10 | 3.31         | 3.73 | 4.10 |
|                        |     | X31                | X73  | X41  | X3L          | X7L              | X4L              | X31                     | X73  | X41  | X3L          | X7L              | X4L  | X31                                    | X73  | X41  | X3L          | X7L  | X4L  |
| Regular (130")         | E1Z | -                  | S    | -    | -            | O/I <sup>1</sup> | A <sup>2</sup>   | O                       | S    | -    | O            | O/I <sup>1</sup> | -    | -                                      | -    | -    | -            | -    | -    |
|                        | E9Z | -                  | -    | -    | -            | S                | O                | -                       | -    | -    | -            | S                | -    | -                                      | -    | -    | -            | -    | -    |
| Long (148")            | E1Z | -                  | S    | -    | -            | O/I <sup>1</sup> | O/A <sup>2</sup> | -                       | -    | -    | -            | S                | -    | -                                      | -    | -    | -            | -    | -    |
|                        | E9Z | -                  | -    | -    | -            | S                | O                | -                       | -    | -    | -            | S                | -    | -                                      | -    | -    | -            | -    | -    |
| Regular (130")         | R1Z | -                  | S    | -    | -            | O/I <sup>1</sup> | A <sup>2</sup>   | O                       | S    | -    | O            | O/I <sup>1</sup> | -    | -                                      | -    | -    | -            | -    | -    |
|                        | R2Z | -                  | -    | -    | -            | S                | O                | -                       | -    | -    | -            | S                | -    | -                                      | -    | -    | -            | -    | -    |
| Long (148")            | R1Z | -                  | S    | -    | -            | O/I <sup>1</sup> | O/A <sup>2</sup> | -                       | -    | -    | -            | S                | -    | -                                      | -    | -    | -            | S    | -    |
|                        | R2Z | -                  | -    | -    | -            | S                | O                | -                       | -    | -    | -            | S                | -    | -                                      | -    | -    | -            | -    | -    |
| Regular (130")         | W1Z | -                  | S    | -    | -            | O/I <sup>1</sup> | O/A <sup>2</sup> | O                       | S    | -    | O            | O/I <sup>1</sup> | -    | -                                      | -    | -    | -            | -    | -    |
|                        | W2Z | -                  | -    | -    | -            | S                | O                | -                       | -    | -    | -            | S                | -    | -                                      | -    | -    | -            | -    | -    |
| Long (148")            | W1Z | -                  | S    | -    | -            | O/I <sup>1</sup> | O/A <sup>2</sup> | -                       | -    | -    | -            | S                | -    | -                                      | -    | -    | -            | -    | -    |
|                        | W2Z | -                  | -    | -    | -            | S                | O                | -                       | -    | -    | -            | S                | -    | -                                      | -    | -    | -            | -    | -    |
| Regular (130")         | E1D | -                  | S    | -    | -            | O/I <sup>1</sup> | A <sup>2</sup>   | O                       | S    | -    | O            | O/I <sup>1</sup> | -    | -                                      | -    | -    | -            | -    | -    |
|                        | E2D | -                  | -    | -    | -            | S                | O                | -                       | -    | -    | -            | S                | -    | -                                      | -    | -    | -            | -    | -    |
| Long (148")            | E1D | -                  | S    | -    | -            | O/I <sup>1</sup> | O/A <sup>2</sup> | -                       | -    | -    | -            | S                | -    | -                                      | -    | -    | -            | -    | -    |
|                        | E2D | -                  | -    | -    | -            | S                | O                | -                       | -    | -    | -            | S                | -    | -                                      | -    | -    | -            | -    | -    |
| Regular (130")         | R1D | -                  | S    | -    | -            | O/I <sup>1</sup> | A <sup>2</sup>   | O                       | S    | -    | O            | O/I <sup>1</sup> | -    | -                                      | -    | -    | -            | -    | -    |
|                        | R2D | -                  | -    | -    | -            | S                | O                | -                       | -    | -    | -            | S                | -    | -                                      | -    | -    | -            | -    | -    |
| Long (148")            | R1D | -                  | S    | -    | -            | O/I <sup>1</sup> | O/A <sup>2</sup> | -                       | -    | -    | -            | S                | -    | -                                      | -    | -    | -            | S    | -    |
|                        | R2D | -                  | -    | -    | -            | S                | O                | -                       | -    | -    | -            | S                | -    | -                                      | -    | -    | -            | -    | -    |
| Regular (130")         | W1D | -                  | S    | -    | -            | O/I <sup>1</sup> | O/A <sup>2</sup> | O                       | S    | -    | O            | O/I <sup>1</sup> | -    | -                                      | -    | -    | -            | -    | -    |
|                        | W2D | -                  | -    | -    | -            | S                | O                | -                       | -    | -    | -            | S                | -    | -                                      | -    | -    | -            | -    | -    |
| Long (148")            | W1D | -                  | S    | -    | -            | O/I <sup>1</sup> | O/A <sup>2</sup> | -                       | -    | -    | -            | S                | -    | -                                      | -    | -    | -            | -    | -    |
|                        | W2D | -                  | -    | -    | -            | S                | O                | -                       | -    | -    | -            | S                | -    | -                                      | -    | -    | -            | -    | -    |
| Long (148")            | R1V | -                  | -    | -    | -            | -                | S                | -                       | -    | -    | -            | S                | -    | -                                      | -    | -    | -            | S    | -    |
|                        | R2V | -                  | -    | -    | -            | -                | S                | -                       | -    | -    | -            | S                | -    | -                                      | -    | -    | -            | -    | -    |
| Long (148")            | W1V | -                  | -    | -    | -            | -                | S                | -                       | -    | -    | -            | S                | -    | -                                      | -    | -    | -            | -    | -    |
|                        | W2V | -                  | -    | -    | -            | -                | S                | -                       | -    | -    | -            | S                | -    | -                                      | -    | -    | -            | -    | -    |
| Extended-Length (148") | F4V | -                  | -    | -    | -            | -                | S                | -                       | -    | -    | -            | S                | -    | -                                      | -    | -    | -            | -    | -    |
|                        | F4W | -                  | -    | -    | -            | -                | S                | -                       | -    | -    | -            | S                | -    | -                                      | -    | -    | -            | -    | -    |
| Extended-Length (148") | S4V | -                  | -    | -    | -            | -                | S                | -                       | -    | -    | -            | S                | -    | -                                      | -    | -    | -            | -    | -    |
|                        | S4W | -                  | -    | -    | -            | -                | -                | -                       | -    | -    | -            | S                | -    | -                                      | -    | -    | -            | -    | -    |

# AXLE AVAILABILITY

## REAR AXLE AVAILABILITY (PASSENGER VAN)

| PASSENGER VAN          |     | 3.5L PFDi V6 (998) |      |      |              |      |      | 3.5L EcoBoost® V6 (99G) |      |      |              |                 |      | 2.0L EcoBlue® Bi-Turbo I4 Diesel (99A) |      |      |              |                 |      |
|------------------------|-----|--------------------|------|------|--------------|------|------|-------------------------|------|------|--------------|-----------------|------|----------------------------------------|------|------|--------------|-----------------|------|
|                        |     | Non-Limited        |      |      | Limited-Slip |      |      | Non-Limited             |      |      | Limited-Slip |                 |      | Non-Limited                            |      |      | Limited-Slip |                 |      |
|                        |     | 3.31               | 3.73 | 4.10 | 3.31         | 3.73 | 4.10 | 3.31                    | 3.73 | 4.10 | 3.31         | 3.73            | 4.10 | 3.31                                   | 3.73 | 4.10 | 3.31         | 3.73            | 4.10 |
|                        |     | X31                | X73  | X41  | X3L          | X7L  | X4L  | X31                     | X73  | X41  | X3L          | X7L             | X4L  | X31                                    | X73  | X41  | X3L          | X7L             | X4L  |
| Regular (130")         | K1Y | -                  | S    | -    | -            | O    | -    | -                       | -    | -    | -            | -               | -    | -                                      | -    | -    | -            | -               | -    |
|                        | K2Y | -                  | -    | -    | -            | S    | -    | -                       | -    | -    | -            | -               | -    | -                                      | -    | -    | -            | -               | -    |
| Long (148")            | X2Y | -                  | S    | -    | -            | O    | O    | O                       | S    | -    | O            | O               | -    | -                                      | -    | -    | -            | S               | -    |
|                        | X9Y | -                  | -    | -    | -            | S    | O    | -                       | -    | -    | -            | S               | -    | -                                      | -    | -    | -            | -               | -    |
| Regular (130")         | K1C | -                  | S    | -    | -            | O    | -    | -                       | -    | -    | -            | -               | -    | -                                      | -    | -    | -            | -               | -    |
|                        | K2C | -                  | -    | -    | -            | S    | -    | -                       | -    | -    | -            | -               | -    | -                                      | -    | -    | -            | -               | -    |
| Long (148")            | X2C | -                  | S    | -    | -            | O    | O    | O                       | S    | -    | O            | O               | -    | -                                      | -    | -    | -            | S               | -    |
|                        | X9C | -                  | -    | -    | -            | S    | O    | -                       | -    | -    | -            | S               | -    | -                                      | -    | -    | -            | -               | -    |
| Long (148")            | W4Z | -                  | -    | -    | -            | -    | -    | -                       | -    | -    | -            | -               | -    | -                                      | -    | -    | -            | S               | -    |
| Long (148")            | X2X | -                  | -    | -    | -            | -    | S    | O                       | S    | -    | O            | O               | -    | -                                      | -    | -    | -            | S               | -    |
|                        | X9X | -                  | -    | -    | -            | -    | S    | -                       | -    | -    | -            | S               | -    | -                                      | -    | -    | -            | -               | -    |
| Long (148")            | W4X | -                  | -    | -    | -            | -    | -    | -                       | -    | -    | -            | -               | -    | -                                      | -    | -    | -            | S               | -    |
| Extended-Length (148") | U4X | -                  | -    | -    | -            | -    | S    | -                       | S    | -    | -            | O/ <sup>1</sup> | -    | -                                      | S    | -    | -            | O/ <sup>1</sup> | -    |
|                        | U5X | -                  | -    | -    | -            | -    | -    | -                       | -    | -    | -            | S               | -    | -                                      | -    | -    | -            | -               | -    |

<sup>1</sup> Included in Power Sliding Door (65C)

# 2020 TRANSIT

## AXLE AVAILABILITY

### REAR AXLE AVAILABILITY (CUTAWAY)

| CUTAWAY                |     | 3.5L PFDi V6 (998) |      |      |              |      |      | 3.5L EcoBoost® V6 (99G) |      |      |              |                    |      | 2.0L EcoBlue® Bi-Turbo I4 Diesel (99A) |      |      |              |                  |      |
|------------------------|-----|--------------------|------|------|--------------|------|------|-------------------------|------|------|--------------|--------------------|------|----------------------------------------|------|------|--------------|------------------|------|
|                        |     | Non-Limited        |      |      | Limited-Slip |      |      | Non-Limited             |      |      | Limited-Slip |                    |      | Non-Limited                            |      |      | Limited-Slip |                  |      |
|                        |     | 3.31               | 3.73 | 4.10 | 3.31         | 3.73 | 4.10 | 3.31                    | 3.73 | 4.10 | 3.31         | 3.73               | 4.10 | 3.31                                   | 3.73 | 4.10 | 3.31         | 3.73             | 4.10 |
|                        |     | X31                | X73  | X41  | X3L          | X7L  | X4L  | X31                     | X73  | X41  | X3L          | X7L                | X4L  | X31                                    | X73  | X41  | X3L          | X7L              | X4L  |
| Regular (138")         | R5P | -                  | -    | -    | -            | -    | S    | O                       | S    | -    | O            | O/I <sup>1</sup>   | -    | -                                      | S    | -    | -            | O/I <sup>1</sup> | -    |
|                        | R7P | -                  | -    | -    | -            | -    | S    | -                       | -    | -    | -            | S                  | -    | -                                      | -    | -    | -            | -                | -    |
| Long (156")            | R5P | -                  | -    | -    | -            | -    | S    | O                       | S    | -    | O            | O/I <sup>1</sup>   | -    | -                                      | S    | -    | -            | O/I <sup>1</sup> | -    |
|                        | R7P | -                  | -    | -    | -            | -    | S    | -                       | -    | -    | -            | S                  | -    | -                                      | -    | -    | -            | -                | -    |
| Regular (138")         | W5P | -                  | -    | -    | -            | -    | S    | O                       | S    | -    | O            | O/I <sup>1</sup>   | -    | -                                      | S    | -    | -            | O/I <sup>1</sup> | -    |
|                        | W7P | -                  | -    | -    | -            | -    | S    | -                       | -    | -    | -            | S                  | -    | -                                      | -    | -    | -            | -                | -    |
| Long (156")            | W5P | -                  | -    | -    | -            | -    | S    | O                       | S    | -    | O            | O/I <sup>1</sup>   | -    | -                                      | S    | -    | -            | O/I <sup>1</sup> | -    |
|                        | W7P | -                  | -    | -    | -            | -    | S    | -                       | -    | -    | -            | S                  | -    | -                                      | -    | -    | -            | -                | -    |
| Regular (138")         | F6P | -                  | -    | -    | -            | -    | S    | -                       | S    | -    | -            | O/I <sup>1</sup>   | -    | -                                      | -    | -    | -            | S                | -    |
|                        | F8P | -                  | -    | -    | -            | -    | S    | -                       | -    | -    | -            | S                  | -    | -                                      | -    | -    | -            | -                | -    |
| Long (156")            | F6P | -                  | -    | -    | -            | -    | S    | -                       | S    | -    | -            | O/I <sup>1</sup>   | -    | -                                      | -    | -    | -            | S                | -    |
|                        | F8P | -                  | -    | -    | -            | -    | S    | -                       | -    | -    | -            | S                  | -    | -                                      | -    | -    | -            | -                | -    |
| Extended-Length (178") | F6P | -                  | -    | -    | -            | -    | S    | -                       | S    | -    | -            | O/I <sup>1</sup>   | -    | -                                      | -    | -    | -            | S                | -    |
|                        | F8P | -                  | -    | -    | -            | -    | S    | -                       | -    | -    | -            | S                  | -    | -                                      | -    | -    | -            | -                | -    |
| Regular (138")         | S6P | -                  | -    | -    | -            | -    | -    | -                       | S    | -    | -            | O/I <sup>1,2</sup> | -    | -                                      | -    | -    | -            | S                | -    |
|                        | S8P | -                  | -    | -    | -            | -    | -    | -                       | -    | -    | -            | S                  | -    | -                                      | -    | -    | -            | -                | -    |
| Long (156")            | S6P | -                  | -    | -    | -            | -    | -    | -                       | S    | -    | -            | O/I <sup>1,2</sup> | -    | -                                      | -    | -    | -            | S                | -    |
|                        | S8P | -                  | -    | -    | -            | -    | -    | -                       | -    | -    | -            | S                  | -    | -                                      | -    | -    | -            | -                | -    |
| Extended-Length (178") | S6P | -                  | -    | -    | -            | -    | -    | -                       | S    | -    | -            | O/I <sup>1,2</sup> | -    | -                                      | -    | -    | -            | S                | -    |
|                        | S8P | -                  | -    | -    | -            | -    | -    | -                       | -    | -    | -            | S                  | -    | -                                      | -    | -    | -            | -                | -    |
| Regular (138")         | U6P | -                  | -    | -    | -            | -    | -    | -                       | -    | -    | -            | S                  | -    | -                                      | -    | -    | -            | -                | -    |
|                        | U8P | -                  | -    | -    | -            | -    | -    | -                       | -    | -    | -            | S                  | -    | -                                      | -    | -    | -            | -                | -    |
| Long (156")            | U6P | -                  | -    | -    | -            | -    | -    | -                       | -    | -    | -            | S                  | -    | -                                      | -    | -    | -            | -                | -    |
|                        | U8P | -                  | -    | -    | -            | -    | -    | -                       | -    | -    | -            | S                  | -    | -                                      | -    | -    | -            | -                | -    |
| Extended-Length (178") | U6P | -                  | -    | -    | -            | -    | -    | -                       | -    | -    | -            | S                  | -    | -                                      | -    | -    | -            | -                | -    |
|                        | U8P | -                  | -    | -    | -            | -    | -    | -                       | -    | -    | -            | S                  | -    | -                                      | -    | -    | -            | -                | -    |

<sup>1</sup> Included in Seat Pack 25, 26, 29 and 30 (212/213/216/217)



# 2020 TRANSIT

## AXLE AVAILABILITY

### REAR AXLE AVAILABILITY (CHASSIS CAB)

| CHASSIS CAB            |     | 3.5L PFDi V6 (998) |      |      |              |      |      | 3.5L EcoBoost® V6 (99G) |      |      |              |                  |      | 2.0L EcoBlue® Bi-Turbo I4 Diesel (99A) |      |      |              |                  |      |
|------------------------|-----|--------------------|------|------|--------------|------|------|-------------------------|------|------|--------------|------------------|------|----------------------------------------|------|------|--------------|------------------|------|
|                        |     | Non-Limited        |      |      | Limited-Slip |      |      | Non-Limited             |      |      | Limited-Slip |                  |      | Non-Limited                            |      |      | Limited-Slip |                  |      |
|                        |     | 3.31               | 3.73 | 4.10 | 3.31         | 3.73 | 4.10 | 3.31                    | 3.73 | 4.10 | 3.31         | 3.73             | 4.10 | 3.31                                   | 3.73 | 4.10 | 3.31         | 3.73             | 4.10 |
|                        |     | X31                | X73  | X41  | X3L          | X7L  | X4L  | X31                     | X73  | X41  | X3L          | X7L              | X4L  | X31                                    | X73  | X41  | X3L          | X7L              | X4L  |
| Regular (138")         | R5Z | -                  | -    | -    | -            | -    | S    | O                       | S    | -    | O            | O/I <sup>1</sup> | -    | -                                      | S    | -    | -            | O/I <sup>1</sup> | -    |
|                        | R7Z | -                  | -    | -    | -            | -    | S    | -                       | -    | -    | -            | S                | -    | -                                      | -    | -    | -            | -                | -    |
| Long (156")            | R5Z | -                  | -    | -    | -            | -    | S    | O                       | S    | -    | O            | O/I <sup>1</sup> | -    | -                                      | S    | -    | -            | O/I <sup>1</sup> | -    |
|                        | R7Z | -                  | -    | -    | -            | -    | S    | -                       | -    | -    | -            | S                | -    | -                                      | -    | -    | -            | -                | -    |
| Regular (138")         | W5Z | -                  | -    | -    | -            | -    | S    | O                       | S    | -    | O            | O/I <sup>1</sup> | -    | -                                      | S    | -    | -            | O/I <sup>1</sup> | -    |
|                        | W7Z | -                  | -    | -    | -            | -    | S    | -                       | -    | -    | -            | S                | -    | -                                      | -    | -    | -            | -                | -    |
| Long (156")            | W5Z | -                  | -    | -    | -            | -    | S    | O                       | S    | -    | O            | O/I <sup>1</sup> | -    | -                                      | S    | -    | -            | O/I <sup>1</sup> | -    |
|                        | W7Z | -                  | -    | -    | -            | -    | S    | -                       | -    | -    | -            | S                | -    | -                                      | -    | -    | -            | -                | -    |
| Regular (138")         | F6Z | -                  | -    | -    | -            | -    | S    | -                       | S    | -    | -            | O/I <sup>1</sup> | -    | -                                      | -    | -    | -            | S                | -    |
|                        | F8Z | -                  | -    | -    | -            | -    | S    | -                       | -    | -    | -            | S                | -    | -                                      | -    | -    | -            | -                | -    |
| Long (156")            | F6Z | -                  | -    | -    | -            | -    | S    | -                       | S    | -    | -            | O/I <sup>1</sup> | -    | -                                      | -    | -    | -            | S                | -    |
|                        | F8Z | -                  | -    | -    | -            | -    | S    | -                       | -    | -    | -            | S                | -    | -                                      | -    | -    | -            | -                | -    |
| Extended-Length (178") | F6Z | -                  | -    | -    | -            | -    | S    | -                       | S    | -    | -            | O/I <sup>1</sup> | -    | -                                      | -    | -    | -            | S                | -    |
|                        | F8Z | -                  | -    | -    | -            | -    | S    | -                       | -    | -    | -            | S                | -    | -                                      | -    | -    | -            | -                | -    |
| Regular (138")         | S6Z | -                  | -    | -    | -            | -    | -    | -                       | S    | -    | -            | O/I <sup>1</sup> | -    | -                                      | -    | -    | -            | S                | -    |
|                        | S8Z | -                  | -    | -    | -            | -    | -    | -                       | -    | -    | -            | S                | -    | -                                      | -    | -    | -            | -                | -    |
| Long (156")            | S6Z | -                  | -    | -    | -            | -    | -    | -                       | S    | -    | -            | O/I <sup>1</sup> | -    | -                                      | -    | -    | -            | S                | -    |
|                        | S8Z | -                  | -    | -    | -            | -    | -    | -                       | -    | -    | -            | S                | -    | -                                      | -    | -    | -            | -                | -    |
| Extended-Length (178") | S6Z | -                  | -    | -    | -            | -    | -    | -                       | S    | -    | -            | O/I <sup>1</sup> | -    | -                                      | -    | -    | -            | S                | -    |
|                        | S8Z | -                  | -    | -    | -            | -    | -    | -                       | -    | -    | -            | S                | -    | -                                      | -    | -    | -            | -                | -    |
| Regular (138")         | U6Z | -                  | -    | -    | -            | -    | -    | -                       | -    | -    | -            | S                | -    | -                                      | -    | -    | -            | -                | -    |
|                        | U8Z | -                  | -    | -    | -            | -    | -    | -                       | -    | -    | -            | S                | -    | -                                      | -    | -    | -            | -                | -    |
| Long (156")            | U6Z | -                  | -    | -    | -            | -    | -    | -                       | -    | -    | -            | S                | -    | -                                      | -    | -    | -            | -                | -    |
|                        | U8Z | -                  | -    | -    | -            | -    | -    | -                       | -    | -    | -            | S                | -    | -                                      | -    | -    | -            | -                | -    |
| Extended-Length (178") | U6Z | -                  | -    | -    | -            | -    | -    | -                       | -    | -    | -            | S                | -    | -                                      | -    | -    | -            | -                | -    |
|                        | U8Z | -                  | -    | -    | -            | -    | -    | -                       | -    | -    | -            | S                | -    | -                                      | -    | -    | -            | -                | -    |

<sup>1</sup> Included in Seat Pack 25, 26, 29 and 30 (212/213/216/217)

**WHEEL AVAILABILITY (SRW)**


16" Silver Steel Wheel  
with Black Hubcap

(Standard on Standard  
Front Axle  
configurations)



16" Silver Steel Wheel  
with Exposed Lug  
Nuts

(Standard on Heavy-  
Duty Front Axle  
configurations)



16" Steel Wheel with  
Full Silver Wheel  
Cover (64H)



16" Styled Aluminum  
Wheel (64S)



16" Forged Aluminum  
Wheel  
(64G)

**WHEEL AVAILABILITY (DRW)**


16" Heavy-Duty Silver  
Steel Wheel with  
Exposed Lug Nuts

(Standard on Standard  
Front Axle  
configurations)

&

(Standard on Heavy-  
Duty Front Axle  
configurations)



16" Heavy-Duty  
Forged Aluminum  
Wheel

(76E – Standard Front Axle  
configurations)

&

(76G – Heavy-Duty  
Front Axle  
configurations)

2020 TRANSIT  
WHEELS



16" Heavy-Duty White  
Steel Wheel with  
Exposed Lug Nuts  
(76D – Fleet Only)

★ = New for this model year

S = Standard, O = Optional  
Ford Division



# 2020 TRANSIT

## COLOR & TRIM AVAILABILITY

| INTERIOR MATERIAL        | CODE | Cargo Van | Crew Van | Passenger Van XL | Passenger Van XLT | Cutaway | Chassis Cab |
|--------------------------|------|-----------|----------|------------------|-------------------|---------|-------------|
| ★Ebony Cloth             | CB   | O         | O        | S                | O                 | O       | O           |
| ★Ebony Leather           | LB   | O         | —        | —                | O                 | O       | —           |
| ★Dark Palazzo Grey Cloth | CK   | O         | O        | —                | S                 | O       | O           |
| ★Dark Palazzo Grey Vinyl | VK   | S         | S        | O                | —                 | S       | S           |



★Ebony Cloth



★Ebony Leather



★Dark Palazzo Grey Cloth



★Dark Palazzo Grey Vinyl

| EXTERIOR COLOR                 | CODE | Cargo Van | Crew Van | Passenger Van XL | Passenger Van XLT | Cutaway | Chassis Cab |
|--------------------------------|------|-----------|----------|------------------|-------------------|---------|-------------|
| <b>SOLID</b>                   |      |           |          |                  |                   |         |             |
| Oxford White                   | YZ   | ■         | ■        | ■                | ■                 | ■       | ■           |
| Race Red                       | PQ   | ■         | ■        | ■                | ■                 | ■       | ■           |
| School Bus Yellow (Fleet only) | BY   | ■         | ■        | ■                | ■                 | ■       | ■           |
| <b>METALLIC</b>                |      |           |          |                  |                   |         |             |
| ★Agate Black                   | UM   | ■         | ■        | ■                | ■                 | ■       | ■           |
| Ingot Silver                   | UX   | ■         | ■        | ■                | ■                 | ■       | ■           |
| Magnetic                       | J7   | ■         | ■        | ■                | ■                 | ■       | ■           |
| Blue Jeans                     | N1   | ■         | ■        | ■                | ■                 | ■       | ■           |
| Green Gem                      | W6   | ■         | ■        | ■                | ■                 | ■       | ■           |
| ★Diffused Silver               | FK   | ■         | ■        | ■                | ■                 | ■       | ■           |
| ★Kapoor Red                    | AW   | ■         | ■        | ■                | ■                 | ■       | ■           |

AGATE BLACK



INGOT SILVER



MAGNETIC



OXFORD WHITE



RACE RED



BLUE JEANS



SCHOOL BUS YELLOW



GREEN GEM



DIFFUSED SILVER



KAPOOR RED



**EXTERIOR UPGRADE PACKAGE – SRW (18D)****Availability:**

- Cargo Van, Crew Van, Passenger Van XLT (Standard), Cutaway and Chassis Cab

**Not available with:**

- Passenger Van XL

**Includes:**

- Chrome-trimmed Halogen Headlamps with Autolamp on Cargo Van, Crew Van, Passenger Van XLT and Cutaway. Chrome-trimmed Halogen Headlamps on Chassis Cab
- Three Bar Grille with Chrome Surround
- 16" Steel Wheel with Full Silver Wheel Cover (Standard Front Axle configurations only) (64H) or 16" Silver Steel Wheel with Exposed Lug Nuts (Heavy-Duty Front Axle configurations only)

**Upgradeable Features/Options (for additional charge):**

- HID Headlamps (91A)
- 16" Styled Aluminum Wheel (Standard Front Axle configurations only) (64S)
- 16" Forged Aluminum Wheel (Heavy-Duty Front Axle configurations only) (64G)

**EXTERIOR UPGRADE PACKAGE – DRW (18L)****Availability:**

- Cargo Van, Crew Van, Passenger Van XLT (Standard), Cutaway and Chassis Cab

**Not available with:**

- Passenger Van XL

**Includes:**

- Chrome-trimmed Halogen Headlamps with Autolamp on Cargo Van, Crew Van, Passenger Van XLT and Cutaway. Chrome-trimmed Halogen Headlamps on Chassis Cab
- Three Bar Grille with Chrome Surround
- 16" Heavy-Duty Silver Steel Wheel with Exposed Lug Nuts

**Upgradeable Features/Options (for additional charge):**

- HID Headlamps (91A)
- 16" Heavy-Duty Forged Aluminum Wheel (Standard Front Axle configurations only) (76E)
- 16" Heavy-Duty Forged Aluminum Wheel (Heavy-Duty Front Axle configurations only) (76G)
- 16" Heavy-Duty White Steel Wheel with Exposed Lug Nuts (Standard Front Axle configurations only) (76D – Fleet Only)

**LOAD AREA PROTECTION PACKAGE (96D)****Availability:**

- Cargo Vans

**Not available with:**

- Windows-All-Around, Fixed (17F)
- Power Running Board (68L)
- Scuff Plate Kit (85A)
- Heavy-Duty Scuff Plate Kit (85B), unless ordered with Heavy-Duty Cargo Flooring (60B)

**Includes:**

- Full-Height Polypropylene Cargo Area Panels
- Vinyl, Front and Rear (16E)

**Upgradeable Features/Options (for additional charge):**

- Heavy-Duty Cargo Flooring (60B)

**INTERIOR UPGRADE PACKAGE – CUTAWAY/CHASSIS CAB (47A)****Availability:**

- Cutaway and Chassis Cabs

**Not available with:**

- Right Hand Door Delete (60X)

**Includes:**

- Cruise Control (60C)
- Dark Palazzo Gray Cloth, 2-way manual Driver and 2-way manual Passenger seat (21L)
- Audio Pack #19 (58V) when No Rear View Camera is selected
- Vinyl Sunvisor with Illuminated Vanity Mirror (Driver and Passenger) (85C)

**Upgradeable Features/Options (for additional charge):**

- Dark Palazzo Gray Cloth, 2-way manual Driver and 2-way manual Passenger seat (21C)
- Ebony Cloth, 2-way manual Driver and 2-way manual Passenger seat (21D)
- Ebony Cloth, 2-way manual Driver and 2-way manual Passenger seat (21M)
- Dark Palazzo Gray Cloth, 10-way power Driver and 10-way power Passenger seats (21Q)
- Ebony Cloth, 10-way power Driver and 10-way power Passenger seats (21R)
- Ebony Leather, 10-way power Driver and 10-way power Passenger seats (21S)
- Audio Pack #20 (58W) when No Rear View Camera is selected
- Audio Pack #21 (58X) when No Rear View Camera is selected
- Audio Pack #22 (58Y) when No Rear View Camera is selected
- Audio Pack #28 (584) when No Rear View Camera is selected
- Adaptive Cruise Control (60D) when MyKey® (62B) is not selected

**INTERIOR UPGRADE PACKAGE – CARGO VAN (96C)****Availability:**

- Cargo Vans

**Not available with:**

- Power Running Board (68L)
- Scuff Plate Kit (85A)
- Heavy-Duty Scuff Plate Kit (85B), unless ordered with Heavy-Duty Cargo Flooring (60B)

**Includes:**

- Full-Height Polypropylene Cargo Area Panels
- Vinyl, Front and Rear (16E)
- Short-Arm Power, Manual-Folding Mirrors (541) when BLIS with Cross-traffic Alert and Trailer Coverage (65A) is not selected
- Vinyl Sunvisor with Illuminated Vanity Mirror (Driver and Passenger) (85C)
- Dark Palazzo Gray Cloth, 2-way manual Driver and 2-way manual Passenger (21L)
- Cruise Control (60C)

**Upgradeable Features/Options (for additional charge):**

- Heavy-Duty Cargo Flooring (60B)
- Dark Palazzo Gray Cloth, 2-way manual Driver and 2-way manual Passenger (21C)
- Ebony Cloth, 2-way manual Driver and 2-way manual Passenger (21D)
- Ebony Cloth, 2-way manual Driver and 2-way manual Passenger (21M)
- Dark Palazzo Gray Cloth, 10-way power Driver and 10-way power Passenger seats (21Q)
- Ebony Cloth, 10-way power Driver and 10-way power Passenger seats (21R)
- Ebony Leather, 10-way power Driver and 10-way power Passenger seats (21S)
- Short-Arm, Power Adjusting, Manual-Folding Heated with Turn Signals Mirrors (545)
- Long-Arm, Power Adjusting, Manual-Folding Heated with Turn Signals Mirrors (544)
- Adaptive Cruise Control (60D) when Ambulance Prep Package – Cargo Van (47B) and 3.5L PFDi V6 (998) engine combination is not selected

**BUILDERS PREP PACKAGE (47E)****Deletes:**

- Rear Floor Covering
- Rear-Seats and Restraints
- Rear-Seat Rails and Fasteners

**Availability:**

- Passenger Van XL and Passenger Van XLT

**Not available with:**

- HID Headlamps (91A)

**Requires:**

- Dual AGM Batteries (63E)
- Front/Rear Aux A/C and Heater (Driver controlled) (57G)

**Includes:**

- Front License Plate Bracket (153)
- Modified Vehicle Wiring System (53K)
- Vinyl, Front only (16C) with Passenger Van XL and Carpet, Front only (16G) with Passenger Van XLT
- Less Rear Seat (96K)

**Upgradeable Features/Options (for additional charge):**

- Auxiliary Heater Prep Package without Rear Controls (62A) (Medium and High Roof only)
- Auxiliary Heater / AC Prep Package without Rear Controls (62C) (Medium and High Roof only)

**MODIFIED VEHICLE WIRING SYSTEM (53K)****Availability:**

- Cargo Van, Crew Van, Passenger Van XL, Passenger Van XLT, Cutaway (Standard) and Chassis Cab (Standard)

**Required (Cargo Van, Crew Van, Passenger Van XL and Passenger Van XLT Only):**

- Dual AGM Batteries (63E)

**Includes:**

- Modified vehicle connections for customized wiring harness provisions

**RIGHT HAND DOOR DELETE (60X)****Availability:**

- Cutaway

**Not available with:**

- Ambulance Prep Package – Cutaway (47F) and Motorhome Prep Package (47M)
- Short-Arm, Power Adjusting, Manual-Folding Mirrors (541)
- Short-Arm, Power Adjusting, Manual-Folding Heated with Turn Signals Mirrors (545)
- Long-Arm, Power Adjusting, Manual-Folding Mirrors (543)
- Long-Arm, Power Adjusting, Manual-Folding Heated with Turn Signals Mirrors (544)
- Front and Rear Split-View Camera (61D)

**Requires:**

- Passenger Seat Delete (21J)
- Exterior Mirror Delete (54X)

**Includes:**

- Radio Prep Package (58T)
- Manual Locks

**NOTE:** *Intended for upfitters who modify the factory roof*

**HEAVY-DUTY TRAILER TOW PACKAGE (53B)**

**NOTE:** *This package does not include a Trailer Brake Controller (67D). Additionally, if customer wants a trailer brake controller after initial purchase, it will have to be an aftermarket trailer brake controller and aftermarket wiring harness.*

**Availability:**

- Cargo Van, Crew Van, Passenger Van XL and Passenger Van XLT

**Not available with:**

- Rear Tow Hook

**Includes:**

- Tow/Haul Mode with Trailer Wiring Provisions
- 4/7 Pin Connector Assembly and Rear Jumper (Included in Cargo Van and Passenger Van only)
- Relay system for backup/B+/running lights
- Frame mounted hitch receiver

**TOW/HAUL MODE WITH TRAILER WIRING PROVISIONS (53D)**

**NOTE:** *This package does not include a Trailer Brake Controller (67D). Additionally, if customer wants a trailer brake controller after initial purchase, it will have to be an aftermarket trailer brake controller and aftermarket wiring harness.*

**Availability:**

- Cargo Van, Crew Van, Passenger Van XL, Passenger Van XLT, Cutaway and Chassis Cab

**Includes:**

- Trailer Wiring Harness to rear of vehicle for upfit
- Trailer Sway Control (TSC)
- 4/7 Pin Connector Assembly and Rear Jumper (Included in Cargo Van and Passenger Van only)
- Tow/Haul Mode

**Included with:**

- Motorhome Prep Package (47M)

**MOTORHOME PREP PACKAGE (47M)****Availability:**

- Cutaway

**Not available with:**

- Right Hand Door Delete (60X)

**Includes:**

- Cruise Control (60C) engine is selected
- Adaptive Cruise Control (60D) if a 2.0L EcoBlue® Bi-Turbo I4 Diesel (99A) engine is selected
- Audio Pack #19 (58V) when No Rear View Camera is selected
- Tow/Haul Mode with Trailer Wiring Provisions (53D)
- Front License Plate Bracket (153)
- Dual AGM Batteries (63E)
- Modified Vehicle Wiring System (53K)
- Dark Palazzo Gray Cloth, 4-way manual swivel Driver and 4-way manual swivel Passenger (21T)
- Exterior Upgrade Package (18D) on SRW configurations
- Exterior Upgrade Package (18L) on DRW configurations
- Auxiliary Fuse Panel with High Spec Interface Connector (87E)

**Upgradeable Features/Options (for additional charge):**

- Ebony Cloth, 2-way manual Driver and 2-way manual Passenger seat (21D)
- Dark Palazzo Gray Cloth, 4-way manual swivel Driver and 4-way manual swivel Passenger seats (218) (S6P, S8P, U6P and U8P only)
- Audio Pack #20 (58W) when No Rear View Camera is selected
- Audio Pack #21 (58X) when No Rear View Camera is selected
- Audio Pack #22 (58Y) when No Rear View Camera is selected
- Audio Pack #28 (584) when No Rear View Camera is selected
- HID Headlamps (91A)

**SHUTTLE BUS PREP PACKAGE – (47S)****Availability:**

- Cutaway

**Includes:**

- Exterior Upgrade Package (18D) on SRW configurations
- Exterior Upgrade Package (18L) on DRW configurations
- Front License Plate Bracket (153)
- Dual AGM Batteries (63E)
- Auxiliary Fuse Panel with High Spec Interface Connector (87E)
- Modified Vehicle Wiring System (53K)
- Audio Pack #19 (58V) when No Rear View Camera is selected

**Applicable Options (not part of Prep Package):**

- Right Hand Door Delete (60X) is only available when Rear View Camera and Prep Kit (61A) is selected
- Audio Pack #20 (58W) when No Rear View Camera is selected
- Audio Pack #21 (58X) when No Rear View Camera is selected
- Audio Pack #22 (58Y) when No Rear View Camera is selected
- Audio Pack #28 (584) when No Rear View Camera is selected

**SCHOOL BUS PREP PACKAGE – (47C)**

**NOTE: Requires Passenger Seat Delete (21J) and School Bus Yellow (BY) Paint**

**Availability:**

- Cutaway
- Fleet only

**Not available with:**

- Extended Length configurations

**Includes:**

- Safety Glass (65B)
- Front License Plate Bracket (153)
- Right Hand Door Delete (60X)
- Dual AGM Batteries (63E)
- Separate Stop Turn Tail Lamp – LED Enabled (43Q)
- Auxiliary Fuse Panel with High Spec Interface Connector (87E)
- Dual-note Horn (85D)

**MULTI-FUNCTION SCHOOL ACTIVITY BUS (MFSAB) PREP PACKAGE (47Q)**

**NOTE: Requires Passenger Seat Delete (21J) and Oxford White (YZ) Paint**

**Availability:**

- Cutaway
- Fleet only

**Not available with:**

- Extended Length configurations

**Includes:**

- Safety Glass (65B)
- Front License Plate Bracket (153)
- Right Hand Door Delete (60X)
- Dual AGM Batteries (63E)
- Separate Stop Turn Tail Lamp – LED Enabled (43Q)
- Auxiliary Fuse Panel with High Spec Interface Connector (87E)
- Dual-note Horn (85D)

**AMBULANCE PREP PACKAGE – CARGO VAN (47B)**

**NOTE: CHECK WITH UPFITTER ON CHARGE MARGIN ACCEPTABILITY**

**Availability:**

- Medium Roof or High Roof Cargo Van with Sliding Passenger-side Cargo Door
- 3.5L EcoBoost® V6 (99G)

**Includes:**

- Dual AGM Batteries (63E)
- Dual Alternator (63C)
- Fixed Rear Cargo Door Glass and Fixed Passenger-side Cargo Door Glass (17B)
- 3.73 Limited-Slip Axle (X7L) is included with a Medium Roof Cargo Van and 3.5L PFDi V6 (998) engine combination or 3.5L EcoBoost® V6 (99G) engine
- 4.10 Limited-Slip Axle (X4L) is included with a High Roof Cargo Van and 3.5L PFDi V6 (998) engine combination
- Modified Vehicle Wiring System (53K)
- Front License Plate Bracket (153)
- Auxiliary Fuse Panel with High Spec Interface Connector (87E)
- Dual-note Horn (85D)

**Upgradeable Features/Options (for additional charge):**

- Privacy Glass (92E) with Rear-Window Defroster (57N)
- 4.10 Limited-Slip Axle (X4L) is available with a Medium Roof Cargo Van and 3.5L PFDi V6 (998) engine combination

**AMBULANCE PREP PACKAGE – CUTAWAY (47F)**

**NOTE: CHECK WITH UPFITTER ON CHARGE MARGIN ACCEPTABILITY**

**Availability:**

- Cutaway

**Not available with:**

- Passenger Seat Delete (21J and 21K)
- Right Hand Door Delete (60X)

**Requires:**

- 3.5L EcoBoost® V6 (10,360 GVWR or 11,000 GVWR configurations only) (99G)

**Includes:**

- Short-Arm, Power Adjusting, Manual-Folding Mirrors (541)
- Dual AGM Batteries (63E)
- Dual Alternator (63C)
- 3.73 Limited-Slip Axle
- Spare Tire and Wheel (51D)
- Front License Plate Bracket (153)
- Separate Stop Turn Tail Lamp – LED Enabled (43Q)
- Auxiliary Heater / AC Prep Package without Rear Controls (62C)
- Auxiliary Fuse Panel with High Spec Interface Connector (87E)
- Dual-note Horn (85D)

**Upgradeable Features/Options (for additional charge):**

- Short-Arm, Power Adjusting, Manual-Folding Heated with Turn Signals Mirrors (545)
- Long-Arm, Power Adjusting, Manual-Folding Mirrors (543)
- Long-Arm, Power Adjusting, Manual-Folding Heated with Turn Signals Mirrors (544)
- Exterior Mirror Delete (54X)

**REAR VIEW CAMERA AND PREP KIT (61A)**
**Availability:**

- Cutaway and Chassis Cab

**Pre-installed Content Includes:**

- Cab Wiring
- Frame Wiring to the rear most cross member
- Will display in rearview mirror when ordered with Radio Prep Package (58T), otherwise will display in multi-function display

**Upfitters Kit Includes:**

- Camera with mounting bracket
- 20' Jumper wire
- Camera mounting and aiming instructions

**NOTE: Upfitter must add a rear view camera to complete the vehicle and meet FMVSS 111 requirements. It is recommended that the customer order the Rear View Camera and Prep Kit (61A) or check with upfitter for more information.**

**UPFITTER PACKAGE (67C)**
**Availability:**

- Cargo Van, Crew Van, Passenger Van XL, Passenger Van XLT, Cutaway and Chassis Cab

**Not Available with:**

- 3-Passenger Seating (212, 213, 216 and 217)

**Includes:**

- High Capacity Upfitter Switches
- Large Center Console (67E)
- Auxiliary Fuse Panel with High Spec Interface Connector (87E)
- Dual AGM Batteries (63E)
- Modified Vehicle Wiring System (53K)

# 2020 TRANSIT PACKAGED OPTIONS

**EMISSIONS REQUIREMENT LOCATIONS****CALIFORNIA EMISSIONS STATES** .....

CA, CT, DE, MA, MD, ME, NJ, NY, OR, PA, RI, VT, WA

**CROSS BORDER STATES**.....

AZ, DC, ID, NH, NV, OH, VA, WV

**FEDERAL EMISSIONS STATES** .....

Remaining States/Regions

**EMISSIONS STANDARD/OPTIONAL EQUIPMENT****50-STATE EMISSIONS SYSTEM** ..... 425

Standard equipment on all Transit engines and all Transit configurations.

**LICENSE PLATE****FRONT LICENSE PLATE BRACKETS** ..... 153

Standard in States requiring two license plates and optional to all others

**MISCELLANEOUS**

## COV Required ..... 79V

## Priced DORA ..... C09

**VEHICLE SPECIAL ORDER (VSO)**

FLEET ONLY. See [www.fmcdealer.com](http://www.fmcdealer.com) for current VSO Order Guide. This live guide includes VSO option codes, descriptions and pricing. Email [vsomail@ford.com](mailto:vsomail@ford.com) or call 1.800.34.FLEET, menu 4 w/any VSO questions you may have.

## FUEL ECONOMY

TRUCKS W/GROSS VEHICLE WEIGHT RATINGS OVER 8,500 POUNDS ARE NOT INCLUDED IN THE EPA FUEL ECONOMY RATING SYSTEM. FUEL ECONOMY INFORMATION ON THESE MODELS IS GENERALLY NOT AVAILABLE BECAUSE OF WIDE VARIANCES IN VEHICLE LOADING AND OPERATIONAL CONDITIONS BETWEEN VARIOUS CUSTOMER APPLICATIONS.

## ENGINE HORSEPOWER AND TORQUE RATINGS

| ENGINE                           | TRANSMISSION                 | NOMINAL<br>COMPRESSION<br>RATIO | 50-STATES   |                   |
|----------------------------------|------------------------------|---------------------------------|-------------|-------------------|
|                                  |                              |                                 | HORSEPOWER  | TORQUE            |
|                                  |                              |                                 | H.P. @ RPM  | LB.-FT. @ RPM     |
| 3.5L PFDi V6                     | 10-Speed Automatic Overdrive | 11.8:1                          | 271 @ TBD   | 260 @ TBD         |
| 3.5L EcoBoost® V6                | 10-Speed Automatic Overdrive | 10.0:1                          | 306 @ TBD   | 400 @ TBD         |
| 2.0L EcoBlue® Bi-Turbo I4 Diesel | 10-Speed Automatic Overdrive | 16.0:1                          | 210 @ 3,750 | 369 @ 1,750-2,000 |