

MAJOR PRODUCT FEATURES

Ford eSourceBook

To learn more about the features on this vehicle, go to www.fordsourcebook.com

Transit Body Decoder

To learn more about the Transit body codes, go to www.transitbodydecoder.com

MODEL/SERIES/AVAILABILITY CHANGES

- Added Crew Van (201A) to the Transit program
- Added All-Wheel Drive (AWD) to the Transit program

PACKAGES/OPTIONS ADDED

- New 3.5L PFDi V6 (998) engine and 2.0L EcoBlue® Bi-Turbo I4 Diesel (99A) engine and Biodiesel Engine Prep Package (98B)
- New 10-speed transmission (44U) replaces the 6-speed transmission
- New standard Ford Co-Pilot360™ Technologies, such as Post-Collision Braking, Pre-Collision Assist with Automatic Emergency Braking (AEB), Auto High-Beam Headlamps, Lane-Keeping System and Forward Collision Warning
- New optional Ford Co-Pilot360™ Technologies, such as Adaptive Cruise Control (60D), Enhanced Active Park Assist (94B), Blind Spot Information System (BLIS®) with Cross-traffic Alert and Trailer Coverage (65A), Side Sensing System (94A), Front and Rear Split-View Camera (61D) and Adjustable Speed Limiting Device (ASLD) are now available
- New Power Sliding Door (65C) has been added
- New standard FordPass™ Connect / Telematics Modem
- New Swivel seating packages (21T and 218)
- New wheel options, such as 16" Forged Aluminum Wheel (64G), 16" Heavy-Duty Forged Aluminum Wheels (76E/76G)
- New Diffused Silver (FK), Agate Black (UM) and Kapoor Red (AW) paint colors
- New Ebony Cloth (CB), Ebony Leather (LB), Dark Palazzo Grey Cloth (CK) and Dark Palazzo Grey Vinyl (VK) seat materials and colors
- New exterior lighting features, such as High-Intensity Discharge (HID) Headlamps (91A), Autolamp (91B) and Front Fog Lamps (55D)
- New Extended Range Fuel Tank (31 gallons) (655)
- New functional features, such as Power Outlet – 110V/400W (90D) and Upfitter Interface Module (UIM) (55A) are now available
- New Instrument Panel and new Medium and Large Center Consoles (67E)
- New standard USB Ports – 5 amps on Passenger Van XL and Passenger Van XLT
- New standard Electric Power Assisted Steering (EPAS)
- New Bulkhead – Lockable Door with Window (47T) and Bulkhead – Window Only (47U) are now available on Cargo Van
- New Body Colored Front Bumper (53G), Body Colored Side Moldings (17N) are now available on Cutaway
- Added Nominal Tonnage chart
- New window/glass options, such as Egress Window (17L) and Safety Glass (65B)
- New Heavy-Duty Front Axle (41E) is now available
- New Smart Acceleration Truncation is now available for Fleet only (55B)
- New Vehicle Maintenance Monitor (61C) is now available
- New Enhanced Frontal Area Limitation (15E)
- New Dual-Note Horn (85D) option

PACKAGES/OPTIONS CHANGED

- Changed Body Configuration chart to include new body codes
- Changed Front Seat Matrix, Rear Seat Matrix and Seat Configuration Chart to include new seats and seat features
- Updated the Wheel Availability Chart to include new wheels
- Updated the Color & Trim Availability Chart to include seat material and paint swatches
- All Audio Packs have been updated (58T, 58U, 58V, 58W, 58X, 58Y and 584)
- Speakers have been updated (91L and 91M)

- Alternators have been updated (Standard and 63C)
- 10-Passenger Seating is now standard on Regular Length Passenger Van
- Grilles have been updated. Transit now offers Three Bar Grilles (Carbon Black & Chrome Surround) and a Honeycomb Mesh Grille (Carbon Black & Chrome Surround)
- Automatic Rain-Sensing Windshield Wipers are now standard
- Single-note Horn is now standard
- Updated Enhanced Frontal Area Limitation 2 (15E) maximum frontal area restriction up to 82 ft². For additional information please reference the Incomplete Vehicle Manual and SVE Bulletins.
- High Capacity Upfitter Switches are now included in a new package called the Upfitter Package (67C).
- Heavy-Duty Cargo Flooring (60B) is now an upgradeable option on the Interior Upgrade Package – Cargo Van (96C) and Load Area Protection Package (96D)
- Scuff Plate Kit (85A) is not available on the Interior Upgrade Package – Cargo Van (96C) and Load Area Protection Package (96D)

PACKAGES/OPTIONS DELETED

- Deleted Short-Arm Manual Mirrors (54A)
- Deleted 2nd and 4th row flip-row window packages (17G, 17H, 17J and 17K)
- Deleted CNG/Propane Gaseous Engine Prep Package (98C)
- Deleted 16" White Steel Wheel with Mini-Cap and Lug Nut Covers (64C)
- The combination of Dual Alternator (63C) and 3.5L PFDi V6 (998) engine
- Sunglass Holder
- RV Prep Package (47D)
- Premium 'Wood-like' Flooring (16J)
- 3-Passenger seating (212, 213, 216 and 217)
- Small Center Console

LATE AVAILABILITY ITEMS

- 2.0L EcoBlue® Bi-Turbo I4 Diesel (99A)
- Egress Window (17L)
- Low Roof Crew Van (E1Z, E9Z, R1Z, R2Z, W1Z and W2Z)
- Programmable Battery Guard/Enhanced Cut-off Relay (59C)
- The combination of Radio Prep Package (58T) and FordPass™ Connect / Telematics Modem
- Bulkhead – Lockable Door with Window (47T)
- Bulkhead – Window Only (47U)
- Power Sliding Door (65C)
- 3.5L EcoBoost® V6 (99G) becomes standard on Cutaway (S6P) and Chassis Cab (S6Z)

LATEST ORDER GUIDE UPDATES

- Updated the Engine Horsepower and Torque Ratings Chart
- 3-Passenger seating (212, 213, 216 and 217) and Small Center Console have been deleted from the 20MY Transit program
- Updated Front Axle Availability Chart and Seat Configuration Chart to accommodate deletion of 3-Passenger seating
- Added note to the 3.5L EcoBoost® V6 (99G) engine that it will become standard on Cutaway (S6P) and Chassis Cab (S6Z); this change will not be implemented until Late Availability timing.
- Front Fog Lamps (55D) are now required when ordering Exterior Upgrade Package – SRW (18D) or Exterior Upgrade Package – DRW (18L)
- On Cutaway and Chassis Cabs, Radio Prep Package (58T) requires Rear View Camera and Prep Kit (61A)

Product Changes and Features Availability

Features, options and package content subject to change. Please check www.fmcdealer.com for the most current information.

2020 TRANSIT STANDARD EQUIPMENT

EXTERIOR	CARGO VAN	CREW VAN	PASSENGER VAN XL	PASSENGER VAN XLT	CUTAWAY	CHASSIS CAB
Body Side Moldings – Carbon Black	•	•	•	•	•	•
Front License Plate Bracket	•	•	•	•	•	•
Bumpers						
Front Bumper – Carbon Black, Body Colored with Lower Valence	•	•	•	—	•	•
Front Bumper – Body Colored	—	—	—	•	—	—
Rear Bumper – Carbon Black, without Integral Step	•	•	•	•	—	—
Doors – Rear						
50/50 Hinged Rear Door, 180-degree Opening (Regular Length)	•	•	•	•	—	—
50/50 Hinged Rear Door, 253-degree Opening (Long and Extended Length configurations)	•	•	•	•	—	—
Doors – Side						
Sliding Passenger-side Door	•	•	•	•	—	—
Exterior Lighting – Front						
★Front Fog Lamps	—	—	—	•	—	—
Halogen Headlamps	•	•	•	—	•	•
Chrome-trimmed Halogen Headlamps with Autolamp	—	—	—	•	—	—
Roof Marker Lamps (Included on DRW Cargo Van, Crew Van, Passenger Van XL and Passenger Van XLT)	•	•	•	•	•	•
Exterior Lighting – Rear						
Center High Mount Stop Lamp (CHMSL)	•	•	•	•	—	—
Taillamps	•	•	•	•	•	•
Fuel						
Auxiliary Fuel Port	•	•	•	•	•	•
Fuel Tank – Capless Fuel Fill, 25 U.S. gallons (midship)	•	•	•	•	•	•
Grille						
★Three Bar Grille with Carbon Black Surround	•	•	•	—	—	—
★Three Bar Grille with Chrome Surround	—	—	—	•	—	—
★Honeycomb Mesh Grille with Carbon Black Surround	—	—	—	—	•	•
Mirrors						
Mirror Delete	—	—	—	—	•	•
Short-Arm, Power Adjusting, Manual-Folding	•	•	•	—	—	—
Short-Arm, Power Adjusting, Power-Folding Heated with Turn Signals	—	—	—	•	—	—
Running Boards						
Running Board	—	•	—	—	—	—
Tires – Single Rear Wheel (SRW)						
235/65R16C 121/119 R BSW all-season	•	•	•	•	•	•
Tires – Dual Rear Wheel (DRW)						
195/75R16C 107/105 R BSW all-season (RWD with Standard Front Axle configurations only)	•	•	•	•	•	•
205/75R16C 113/111 BSW all-season (AWD, 11,000lb GVWR or RWD with Heavy-Duty Front Axle configurations only)	•	•	•	•	•	•
Towing						
Rear Tow Hook	•	•	•	•	—	—
Wheels – SRW						
16" Silver Steel Wheel with Black Hubcap (Standard Front Axle configurations only)	•	•	•	—	•	•
16" Steel Wheel with Full Silver Wheel Cover (Standard Front Axle configurations only)	—	—	—	•	—	—
16" Silver Steel Wheel with Exposed Lug Nuts (Heavy-Duty Front Axle configurations only)	•	•	•	•	•	•
Wheels – DRW						
16" Heavy-Duty Silver Steel Wheel with Exposed Lug Nuts	•	•	•	•	•	•
Note: The center ornament only comes on the front wheels, and not on the rear wheels.						

2020 TRANSIT STANDARD EQUIPMENT

EXTERIOR	CARGO VAN	CREW VAN	PASSENGER VAN XL	PASSENGER VAN XLT	CUTAWAY	CHASSIS CAB
<u>Wheels – Spare Tire</u>						
Full-size Spare Tire and Wheel	•	•	•	•	—	—
<u>Windows/Glass</u>						
Windows All-around	—	—	•	•	—	—
Rear-window	—	•	•	•	—	•
No Cargo Area Windows	•	—	—	—	—	—
High-Strength Laminated Glass (Sliding Doors only)	•	•	—	—	—	—
Tinted Glass	•	•	•	•	•	•
INTERIOR						
Cargo Tie-Down Hooks (Regular and Long Length configurations: 8 tie-down hooks; Extended Length: 10 tie-down hooks)	•	•	—	—	—	—
Step Well Pads – Black	•	•	•	•	—	—
<u>Center Console</u>						
★Medium Center Console Note: Includes an integrated shifter and a dual cup holder	•	•	•	—	•	•
★Large Center Console Note: Includes an integrated shifter, a dual cup holder and an additional storage area	—	—	—	•	—	—
<u>Door-Locks and Windows</u>						
Glove Box – Locking	•	•	•	•	•	•
Rear Cargo Door – Interior Exit Handle	•	•	—	—	—	—
Rear Cargo Door – Locking	•	•	•	•	—	—
Power Equipment Group (Power Locks and Windows) with Remote Keyless-Entry	•	•	•	•	•	•
<u>Floor Covering</u>						
Vinyl, Front only	•	—	—	—	•	•
Vinyl, Front and Rear	—	•	•	—	—	—
Carpet, Front and Rear	—	—	—	•	—	—
Carpet Floor Mats, Front only	—	—	—	•	—	—
<u>Rearview Mirror</u>						
Rearview Mirror (When Equipped with Rear Glass).	—	•	•	•	—	•
Rearview Mirror Delete (When Equipped Without Rear Glass)	•	—	—	—	•	—
<u>Interior Lighting</u>						
Front Dome Lamp with Map Lights and Theater Dimming	•	•	•	•	•	•
Rear Dome Lamp with Map Lights and Theater Dimming	—	—	—	•	—	—
Rear Compartment Lighting	•	•	•	•	—	—
Rear Compartment LED Lamp Switch	•	•	—	—	—	—
Accessory Delay – 30 minutes	•	•	•	•	•	•
<u>Interior Trim</u>						
Front Overhead Shelf. Not included on Low Roof Cargo Van, Crew Van and Passenger Vans	•	•	•	•	•	•
A-Pillar Assist Handles (Driver and Passenger-side)	•	•	•	•	•	•
B-Pillar Assist Handle (Passenger-side)	•	•	•	•	—	—
D-Pillar Weld Nuts	•	•	—	—	—	—
Headliner – Cloth, Front only	•	•	—	—	•	•
Headliner – Cloth, Full length	—	—	•	•	—	—
<u>Rear View Camera</u>						
No Rear View Camera Note: For incomplete vehicles, upfitter must add a rear view camera to vehicles that are 10,000lb GVWR or less to complete the vehicle and meet FMVSS 111 requirements. Rear View Camera and Prep Kit (61A) is available as a dunnage kit that requires upfitter installation.	—	—	—	—	•	•

2020 TRANSIT STANDARD EQUIPMENT

INTERIOR	CARGO VAN	CREW VAN	PASSENGER VAN XL	PASSENGER VAN XLT	CUTAWAY	CHASSIS CAB
Seating – Front						
Driver and Front-passenger Manual Reclining Bucket Seats with Adjustable Headrest (Includes driver-side and passenger-side inboard armrest)	•	•	•	•	•	•
Rear-Seat(s) Recline and Inboard Armrest	—	—	—	•	—	—
Note: Last row of seats do not recline.						
Manual Driver-side Lumbar Support	—	—	•	•	—	—
Seating – Rear (Refer to the Rear Seat Matrix on page 24 for complete seat details)						
5-Passenger Seating. 1 st row: 2 seats, 2 nd row: 3 seats.	—	•	—	—	—	—
★10-Passenger Seating. 1 st row: 2 seats, 2 nd row: 2 seats, 3 rd row: 3 seats, 4 th row: 3 seats. Standard with Regular Length Passenger Van.	—	—	•	•	—	—
12-Passenger Seating. 1 st row: 2 seats, 2 nd row: 3 seats, 3 rd row: 3 seats, 4 th row: 4 seats. Standard with Long Length Passenger Van.	—	—	•	•	—	—
15-Passenger Seating. 1 st row: 2 seats, 2 nd row: 3 seats, 3 rd row: 3 seats, 4 th row: 3 seats, 5 th row: 4 seats. Standard with Extended Length Passenger Van.	—	—	•	•	—	—
Sun Visors						
Sun Visors	•	•	•	—	•	•
Illuminated Sun Visors	—	—	—	•	—	—
FUNCTIONAL						
Alternator – 240 amp (2.0L EcoBlue® Bi-Turbo I4 Diesel engine only) and 250 amp (3.5L PFDi V6 and 3.5L EcoBoost® V6 engines only)	•	•	•	•	•	•
Frame Rail Extension Adapters	—	—	—	—	•	•
★Horn – Single-note	•	•	•	•	•	•
Air Conditioning						
Front only	•	•	—	—	•	•
Front and Rear	—	—	•	•	—	—
Audio						
Antenna – Fender Mounted	•	•	•	•	•	•
AM/FM stereo, Bluetooth, Dual USB ports and a 4.0" multi-function display (Audio Pack #18)	•	•	•	—	•	•
AM/FM stereo, Bluetooth, Dual USB ports, SYNC 3 and a 4.0" multi-function display (Audio Pack #19)	—	—	—	•	—	—
Batteries						
Single Battery – 70 amp-hr (3.5L PFDi V6 engine only)	•	•	•	•	•	•
Single AGM Battery – 70 amp-hr (3.5L EcoBoost® V6 engine only)	•	•	•	•	•	•
Dual AGM Batteries – 70 amp-hr each (2.0L EcoBlue® Bi-Turbo I4 Diesel engine only)	•	•	•	•	•	•
Brakes						
★Brakes – 4-wheel Anti-lock Disc Brakes						
Note: Depending on driving habits and configuration, the brake pad life is up to 50% improved. In addition, brake pad wear indicators are now included and will send a warning message to the cluster if brake pads reach a certain wear threshold.	•	•	•	•	•	•
Manual Parking Brake	•	•	•	•	•	•
Push Down Manual Parking Brake (11,000 GVWR configuration only)	—	—	—	—	•	•

STANDARD EQUIPMENT

FUNCTIONAL	CARGO VAN	CREW VAN	PASSENGER VAN XL	PASSENGER VAN XLT	CUTAWAY	CHASSIS CAB
Embedded Modem						
★FordPass™ Connect / Telematics Modem Note: Ford Telematics™ and Data Services Prep included for Fleet ONLY: FordPass™ Connect 4G Wi-Fi Modem provides data to support telematics and data services including but not limited to vehicle location, speed, idle time, fuel, vehicle diagnostics and maintenance alerts. Device enables telematics services through Ford or authorized providers. Activate at www.fleet.ford.com or call 833-FCS-Ford (833-327-3673).	•	•	•	•	•	•
Frontal Area Limitation						
Base Frontal Area Limitation Note: Provides a Vehicle Emission Control Information label with a frontal area restriction up to 72 ft². Frontal area limitation requires second unit body to meet profile restrictions. For additional information please reference the Incomplete Vehicle Manual and SVE Bulletins.	—	—	—	—	•	•
Instrumentation						
Tachometer, Fuel Level and Coolant Temperature	•	•	•	•	•	•
Interior Power						
★PowerPoint – 12V Note: One is located in the instrument panel and one in center console.	•	•	•	•	•	•
★USB Ports – 5 amps Note: Depending on seating configuration, one is located in each of the 2 nd row, 3 rd row, 4 th row and 5 th row.	—	—	•	•	—	—
Steering						
★Electric Power Assisted Steering (EPAS)	•	•	•	•	•	•
Steering Wheel – Power Rack and Pinion	•	•	•	•	•	•
Steering Wheel – Tilt and Telescoping	•	•	•	•	•	•
Suspension						
Front – Independent MacPherson-strut, Stabilizer Bar	•	•	•	•	•	•
Rear – Leaf Springs, Heavy-duty Gas Shock Absorbers	•	•	•	•	•	•
SAFETY/SECURITY						
Autolocking Drive Away with Crash Unlocking	•	•	•	•	•	•
AdvanceTrac® w/Roll Stability Control™ (RSC®)	•	•	•	•	•	•
Safety Belts – 3-point, All Positions	•	•	•	•	•	•
Note: Belt minder is included on the driver and front passenger seat(s).	•	•	•	•	•	•
SecuriLock® Passive Anti-Theft System (PATS) with engine immobilizer	•	•	•	•	•	•
SOS Post-Crash Alert System™. Not available with Radio Prep Package (58T) and Audio Pack #18 (58U). Note: Automatically flashes the hazard lights and intermittently sounds the horn when the airbag deploys.	•	•	•	•	•	•
Tire Pressure Monitoring System (TPMS). Standard on SRW and DRW configurations.	•	•	•	•	•	•
Airbags						
Driver and Passenger Airbags	•	•	•	•	•	•
Passenger-side Airbag Cut-off Switch. Not available with Passenger Seat Delete (21J and 21K) or Right Hand Door Delete (60X) configurations	•	•	—	—	•	•
Safety Canopy® Side-curtain Airbags	•	•	•	•	•	•

STANDARD EQUIPMENT

FORD CO-PILOT360™ TECHNOLOGY	CARGO VAN	CREW VAN	PASSENGER VAN XL	PASSENGER VAN XLT	CUTAWAY	CHASSIS CAB
★Forward Collision Warning	•	•	•	•	•	•
Hill Start Assist	•	•	•	•	•	•
★Post-Collision Braking						
Note: Can potentially lessen the severity of a secondary collision by automatically applying moderate brake pressure when an initial collision event is detected.	•	•	•	•	•	•
Side Wind Stabilization	•	•	•	•	•	•
Ford Co-Pilot360™						
★Pre-Collision Assist with Automatic Emergency Braking (AEB)						
Note: If a potential collision is detected, a warning flashes and an alert sounds, and if the driver's response is not sufficient, the system can automatically apply the brakes to help minimize a frontal collision.	•	•	•	•	•	•
★Blind Spot Information System (BLIS®) with Cross-traffic Alert and Trailer Coverage						
Note: BLIS can alert the driver when a vehicle enters their blind spot. And when a trailer is connected, BLIS sensors extend the area of detection to include the length of the trailer.	—	—	—	•	—	—
★Lane-Keeping System						
Note: Includes Lane-Keeping Alert and Driver Alert. This feature can alert the driver, during day or night, if their vehicle is unintentionally leaving its intended lane.	•	•	•	•	•	•
★Auto High-Beam Headlamps	•	•	•	•	•	•
★Rear View Camera with Trailer Hitch Assist.						
Note: Camera will be high-mount for Medium Roof and High Roof.	•	•	•	•	—	—
Exterior Sensors						
Reverse Sensing System	—	—	—	•	—	—
★Side Sensing System	—	—	—	•	—	—
Windshield Wipers						
Automatic Rain-Sensing Windshield Wipers	•	•	•	•	•	•

2020 TRANSIT OPTIONAL EQUIPMENT

BODY CODES	Body Type	CARGO VAN	CREW VAN	PASSENGER VAN XL	PASSENGER VAN XLT	CUTAWAY	CHASSIS CAB
	Order Code	101A	201A	301A	302A	501A	701A
NOTE: Body Codes have changed, double-check before inputting orders. Also, you must input Wheelbase into CONCEPTS now							
NOTE: ¹ Low Roof Crew Van is Late Availability (E1Z, E9Z, R1Z, R2Z, W1Z and W2Z)							
LOW ROOF (83.6")							
Transit-150 (GVWR: Cargo Van 8,670# Crew Van 8,670# Passenger Van 8,550#)							
Regular (130")	RWD	E1Y	E1Z ¹	K1Y	K1Y	—	—
Regular (130")	AWD	E2Y	E9Z ¹	K2Y	K2Y	—	—
Long (148")	RWD	E1Y	E1Z ¹	—	—	—	—
Long (148")	AWD	E2Y	E9Z ¹	—	—	—	—
Transit-250 (GVWR: Cargo Van 9,070# Crew Van 9,070# Cutaway 9,070# Chassis Cab 9,070#)							
Regular (130")	RWD	R1Y	R1Z ¹	—	—	—	—
Regular (130")	AWD	R2Y	R2Z ¹	—	—	—	—
Regular (138")	RWD	—	—	—	—	R5P	R5Z
Regular (138")	AWD	—	—	—	—	R7P	R7Z
Long (148")	RWD	R1Y	R1Z ¹	—	—	—	—
Long (148")	AWD	R2Y	R2Z ¹	—	—	—	—
Long (156")	RWD	—	—	—	—	R5P	R5Z
Long (156")	AWD	—	—	—	—	R7P	R7Z
Transit-350 (GVWR: Cargo Van 9,500# Crew Van 9,250#, except with Long (148") is 9,500# Passenger Van 9,250#, except with 14 or 15-Passenger Seating and RWD is 9,400# Passenger Van with 14 or 15-Passenger Seating and AWD is 9,550# Cutaway 9,500# Chassis Cab 9,500#)							
Regular (130")	RWD	W1Y	W1Z ¹	—	—	—	—
Regular (130")	AWD	W2Y	W2Z ¹	—	—	—	—
Regular (138")	RWD	—	—	—	—	W5P	W5Z
Regular (138")	AWD	—	—	—	—	W7P	W7Z
Long (148")	RWD	W1Y	W1Z ¹	X2Y	X2Y	—	—
Long (148")	AWD	W2Y	W2Z ¹	X9Y	X9Y	—	—
Long (156")	RWD	—	—	—	—	W5P	W5Z
Long (156")	AWD	—	—	—	—	W7P	W7Z
Transit-350 HD DRW (GVWR: Cutaway 9,950# Chassis Cab 9,950#)							
Regular (138")	RWD	—	—	—	—	F6P	F6Z
Regular (138")	AWD	—	—	—	—	F8P	F8Z
Long (156")	RWD	—	—	—	—	F6P	F6Z
Long (156")	AWD	—	—	—	—	F8P	F8Z
Extended (178")	RWD	—	—	—	—	F6P	F6Z
Extended (178")	AWD	—	—	—	—	F8P	F8Z
Transit-350 HD DRW (GVWR: Cutaway 10,360# Chassis Cab 10,360#)							
Regular (138")	RWD	—	—	—	—	S6P	S6Z
Regular (138")	AWD	—	—	—	—	S8P	S8Z
Long (156")	RWD	—	—	—	—	S6P	S6Z
Long (156")	AWD	—	—	—	—	S8P	S8Z
Extended (178")	RWD	—	—	—	—	S6P	S6Z
Extended (178")	AWD	—	—	—	—	S8P	S8Z
Transit-350 HD DRW (GVWR: Cutaway 11,000# Chassis Cab 11,000#)							
Regular (138")	RWD	—	—	—	—	U6P	U6Z
Regular (138")	AWD	—	—	—	—	U8P	U8Z
Long (156")	RWD	—	—	—	—	U6P	U6Z
Long (156")	AWD	—	—	—	—	U8P	U8Z
Extended (178")	RWD	—	—	—	—	U6P	U6Z
Extended (178")	AWD	—	—	—	—	U8P	U8Z
MEDIUM ROOF (100.8")							
Transit-150 (GVWR: Cargo Van 8,670# Crew Van 8,670# Passenger Van 8,550#)							
Regular (130")	RWD	E1C	E1D	K1C	K1C	—	—
Regular (130")	AWD	E2C	E2D	K2C	K2C	—	—
Long (148")	RWD	E1C	E1D	—	—	—	—
Long (148")	AWD	E2C	E2D	—	—	—	—
Transit-250 (GVWR: Cargo Van 9,070# Crew Van 9,070#)							
Regular (130")	RWD	R1C	R1D	—	—	—	—
Regular (130")	AWD	R2C	R2D	—	—	—	—
Long (148")	RWD	R1C	R1D	—	—	—	—
Long (148")	AWD	R2C	R2D	—	—	—	—
Transit-350 (GVWR: Cargo Van 9,500# Crew Van 9,250#, except with Long (148") is 9,500# Passenger Van 9,250#, except with 14 or 15-Passenger Seating and RWD is 9,400# Passenger Van with 14 or 15-Passenger Seating and AWD is 9,550#)							
Regular (130")	RWD	W9C	W1D	—	—	—	—
Regular (130")	AWD	W2C	W2D	—	—	—	—
Long (148")	RWD	W9C	W1D	X2C	X2C	—	—
Long (148")	AWD	W2C	W2D	X9C	X9C	—	—
Transit-350 (GVWR: Passenger Van 9,500#)							
Long (148")	RWD	—	—	W4Z	W4Z	—	—
Long (148")	AWD	—	—	—	—	—	—
HIGH ROOF (110.1")							
Transit-250 (GVWR: Cargo Van 9,070# Crew Van 9,070#)							
Long (148")	RWD	R1X	R1V	—	—	—	—
Long (148")	AWD	R2X	R2V	—	—	—	—
Extended (148")	RWD	R3X	—	—	—	—	—
Extended (148")	AWD	R3U	—	—	—	—	—
Transit-350 (GVWR: Cargo Van 9,500# Crew Van 9,500# Passenger Van 9,250#, except with 14 or 15-Passenger Seating and RWD is 9,400# Passenger Van with 14 or 15-Passenger Seating and AWD is 9,550#)							
Long (148")	RWD	W1X	W1V	X2X	X2X	—	—
Long (148")	AWD	W2X	W2V	X9X	X9X	—	—
Extended (148")	RWD	W3X	—	—	—	—	—
Extended (148")	AWD	W3U	—	—	—	—	—

★ = New for this model year

2020 TRANSIT OPTIONAL EQUIPMENT

BODY CODES	Body Type	CARGO VAN	CREW VAN	PASSENGER VAN XL	PASSENGER VAN XLT	CUTAWAY	CHASSIS CAB
	Order Code	101A	201A	301A	302A	501A	701A
Transit-350 (GVWR: Passenger Van 9,500#)							
Long (148")	RWD	—	—	W4X	W4X	—	—
Long (148")	AWD	—	—	—	—	—	—
Transit-350 HD DRW (GVWR: Cargo Van 9,950# Crew Van 9,950#)							
Extended (148")	RWD	F4X	F4V	—	—	—	—
Extended (148")	AWD	F4U	F4W	—	—	—	—
Transit-350 HD DRW (GVWR: Cargo Van 10,360# Crew Van 10,360# Passenger Van 10,360#)							
Extended (148")	RWD	S4X	S4V	U4X	U4X	—	—
Extended (148")	AWD	S4U	S4W	U5X	U5X	—	—
POWERTRAIN							
Engine							
★3.5L PFDi V6. Not available on Cargo Van (S4U), Crew Van (S4W), Passenger Van XL/XLT (W4X, W4Z and U5X), Cutaway (S6P, S8P, U6P and U8P) or Chassis Cab (S6Z, S8Z, U6Z and U8Z). Note: Includes port injection and E-85 Flex-Fuel Capable capability.	998	S	S	S	S	S	S
3.5L EcoBoost® V6. Standard on Cargo Van (S4U), Crew Van (S4W), Passenger Van XL/XLT (U5X), Cutaway (S8P, U6P and U8P) and Chassis Cab (S8Z, U6Z and U8Z). Not available on Passenger Van XL/XLT (K1C, K1Y, K2C, K2Y, W4X and W4Z). The 3.5L EcoBoost® V6 engine becomes standard on Cutaway (S6P) and Chassis Cab (S6Z) at Late Availability timing. Note: Includes Auto Start-Stop technology	99G	S/O	S/O	S/O	S/O	S/O	S/O
★2.0L EcoBlue® Bi-Turbo I4 Diesel. Standard on Passenger Van XL/XLT (W4X and W4Z), Cutaway (S6P) and Chassis Cab (S6Z). Not available on Cargo Van (E1Y, E2C, E2Y, E1C, F4U, R2C, R2X, R2Y, R3U, S4U, W2C, W3U, W2X, W2Y, W1Y, W9C and W1X), Crew Van (E1Z, E9Z, R2D, R2Z, R2V, W1Z, W2Z, E1D, E2D, W1D, W2D, W1V, W2V, F4V, F4W, S4V and S4W), Passenger Van XL/XLT (U5X, X9C, X9X, X9Y, K1C, K1Y, K2C and K2Y), Cutaway (S8P, F8P, R7P, W7P, U6P and U8P) or Chassis Cab (S8Z, F8Z, R7Z, W7Z, U6Z and U8Z). Late Availability. Note: Includes Auto Start-Stop technology, PTC Heater, Dual AGM Batteries (63E), Engine Hour Meter and SEIC capability.	99A	O	O	S/O	S/O	S/O	S/O
Transmission							
★10-Speed Automatic Overdrive with SelectShift®. Auxiliary Transmission Oil Cooler is standard.	44U	S	S	S	S	S	S
EXTERIOR							
Rooftop Marker Lamp Delete. Standard on SRW Cargo Van, Crew Van and Passenger Vans. Note: Vehicle shipped with temporary tape over five (5) holes. Upfitter is responsible to seal holes on Cutaway only.	18A	S	S	S	S	O	—
Body Side Moldings							
★Body Side Moldings – Body Colored. Requires Front Bumper – Body Colored (53G). Note: Body colored body side moldings are offered in Oxford White (YZ), Agate Black (UM), Ingot Silver (UX), Magnetic (J7). The body side moldings will match the exterior color of the Cutaway.	17N	—	—	—	—	O	—
Bumpers							
★Front Bumper – Body Colored. Includes Front Fog Lamps (55D). Note: Body colored front bumpers are offered in every exterior color. The front bumper will match the exterior color of the Passenger Van XLT/Cutaway.	53G	—	—	—	S	O	—
Rear Bumper – Carbon Black, with integral step. Optional on Low Roof.	43E	O	O	O	O	—	—
Doors							
60/40 Hinged Passenger-side Door (Low Roof)	59A	O	—	O	O	—	—
Dual Sliding Side Doors. Only available on Medium and High Roof configurations. Not available with the combination of AWD and DRW configurations (F4U and S4U).	59B	O	—	—	—	—	—
★Power Sliding Door. Only available on Medium and High Roof configurations. Not available with Dual Sliding Side Doors (59B), Fixed Rear-Door Glass and Fixed Driver and Passenger-side Glass (17D) or Regular Length configurations. Late Availability. Note: Power Sliding Door contains anti-pinch feature to help prevent injury.	65C	O	—	O	O	—	—

★ = New for this model year

S = Standard, O = Optional, I = Included, P = Packaged, F = Fleet Option

2020 TRANSIT OPTIONAL EQUIPMENT

EXTERIOR	Body Type	CARGO VAN	CREW VAN	PASSENGER VAN XL	PASSENGER VAN XLT	CUTAWAY	CHASSIS CAB
	Order Code	101A	201A	301A	302A	501A	701A
Right Hand Door Delete. Included with School Bus Prep Package (47C), MFSAB Prep Package (47Q) and available with Shuttle Bus Prep Package (47S). Note: Intended for upfitters that intend to modify the factory roof. Includes only front driver airbag. See Package/Option page for details.	60X	—	—	—	—	I/P/O	—
Exterior Lighting – Front							
★High-Intensity Discharge (HID) Headlamps. Chassis Cab and Cutaway are not available with 3.5L PFDi V6 (998) engine. Note: HID headlamps emit a brighter, more natural light than halogen headlamps, which can help improve visibility. HID headlamps also include LED signature surround.	91A	—	O	O	O	O	O
★Autolamp. Includes Wiper Activated Headlamps. Note: When the headlamp control is in the Autolamp position, the headlamps will turn on automatically in low lighting conditions. The headlamps will also stay on for a set period of time after the owner turns off the ignition.	91B	O	O	O	S	O	—
★Front Fog Lamps. Included in Reverse Sensing System (43R) and Front and Rear Split-View Camera (61D). Note: Auxiliary lamps that are generally integrated into the front fascia and designed to help illuminate the roadway during poor visibility.	55D	O/I	O/I	O/I	S	O/I	O/I
Exterior Lighting – Rear							
Light-emitting Diode (LED) Tailamps. For Upfitter use. Included in Ambulance Prep Package – Cutaway (47F), School Bus Prep Package (47C) and Multi-Function School Activity Bus Prep Package (47Q).	43Q	—	—	—	—	O/I	O
Fuel Tank							
★Extended Range Fuel Tank – Capless Fuel Fill, 31 U.S. gallons (midship). Not available on Regular Length configurations and Passenger Van XL/XLT (X9X) with the combination of the 15-Passenger Seating (96P) and the 3.5L EcoBoost® V6 (99G) engine.	655	O	O	O	O	O	O
Mirrors – Short-Arm							
Power Adjusting, Manual-Folding. Not available with BLIS with Cross-traffic Alert and Trailer Coverage (65A).	541	S	S	S	—	O	—
Power Adjusting, Manual-Folding Heated with Turn Signals. Not available with BLIS with Cross-traffic Alert and Trailer Coverage (65A).	545	O	O	O	—	O	O
Mirrors – Long-Arm							
Power Adjusting, Manual-Folding. Not available with BLIS with Cross-traffic Alert and Trailer Coverage (65A).	543	O	O	O	—	O	—
Power Adjusting, Manual-Folding Heated with Turn Signals. Available with BLIS with Cross-traffic Alert and Trailer Coverage (65A).	544	O/P	O/P	O/P	O/P	O	O
Running Boards							
Running Board. Not available with Dual Sliding Side Doors (59B). Note: Running board covers the B-C Pillar Passenger-side.	68H	O	S	O	O	—	—
Power Running Board. Not available with Dual Sliding Side Doors (59B). And not available on Cargo Van with Vinyl, Front and Rear (16E), Interior Upgrade Package – Cargo Van (96C), Load Area Protection Package (96D). Note: Running board covers the B-C Pillar Passenger-side.	68L	O	—	O	O	—	—
Extended Length Running Boards. Not available with 2.0L EcoBlue® Bi-Turbo I4 Diesel (99A) engine or Dual Sliding Side Doors (59B). Note: Running board covers the A-B Pillar Driver-side and A-C Pillar Passenger-side.	68J	O	O	O	O	—	—
Chassis Cab/Cutaway Running Boards. Covers A-B Pillar on both Driver and Passenger-side.	68C	—	—	—	—	O	O
Trailer							
Tow/Haul Mode with Trailer Wiring Provisions. Included in Motorhome Prep Package (47M). See Package/Options page for details.	53D	O	O	O	O	O/I	O

2020 TRANSIT OPTIONAL EQUIPMENT

EXTERIOR	Body Type	CARGO VAN	CREW VAN	PASSENGER VAN XL	PASSENGER VAN XLT	CUTAWAY	CHASSIS CAB
	Order Code	101A	201A	301A	302A	501A	701A
Trailer Brake Controller (TBC). Requires Cruise Control (60C) or Adaptive Cruise Control (60D) and requires Heavy-Duty Trailer Tow Package (53B) or Tow/Haul Mode with Trailer Wiring Provisions (53D).	67D	O	O	O	O	O	O
Heavy-Duty Trailer Tow Package Note: Deletes Rear Tow Hook. See Package/Option page for details.	53B	O	O	O	O	—	—
Wheels – SRW							
16" Steel Wheel with Full Silver Wheel Cover (Standard Front Axle configurations only). Included with Exterior Upgrade Package – SRW (Standard Front Axle configurations only) (18D).	64H	I/O	I/O	O	S	I/O	I/O
16" Styled Aluminum Wheel (Standard Front Axle configurations only). Available with Exterior Upgrade Package – SRW (Standard Front Axle configurations only) (18D). Note: Includes locking lug nuts	64S	P/O	P/O	O	O	P/O	P/O
★16" Forged Aluminum Wheel (Heavy-Duty Front Axle configurations only). Available with Exterior Upgrade Package – SRW (Heavy-Duty Front Axle configurations only) (18D).	64G	P/O	P/O	O	O	P/O	P/O
Wheels – DRW							
★16" Heavy-Duty Forged Aluminum Wheel (Standard Front Axle configurations only). Available with Exterior Upgrade Package – DRW (Standard Front Axle configurations only) (18L).	76E	P/O	P/O	O	O	P/O	P/O
★16" Heavy-Duty Forged Aluminum Wheel (Heavy-Duty Front Axle configurations only). Available with Exterior Upgrade Package – DRW (Heavy-Duty Front Axle configurations only) (18L).	76G	P/O	P/O	O	O	P/O	P/O
Wheels – Spare Tire							
Spare Tire and Wheel. Included in the Ambulance Prep Package – Cutaway (47F). Note: Includes 4 ton jack, tool kit and full-size matching tire	51D	S	S	S	S	O/I	O
Spare Tire and Wheel Delete. Optional on Extended Length only.	51A	O	O	O	O	S	S
Windows (Refer to the Windows Offering Chart on page 21 for complete window details)							
Fixed Rear Cargo Door Glass	17A	O	—	—	—	—	S
Fixed Rear Cargo Door Glass and Fixed Passenger-side Glass.	17B	O	—	—	—	—	—
Fixed Rear Cargo Door Glass and Fixed Driver and Passenger-side Glass. Requires Dual Sliding Side Doors (59B) on Cargo Van.	17D	O	S	—	—	—	—
Windows-All-Around, Fixed. Not available with Dual Sliding Side Doors (59B).	17F	O	—	S	S	—	—
★Egress Window. Only available with Windows-All-Around, Fixed (17F). Requires Privacy Glass (92E). Not available on Low Roof Passenger Vans. Late Availability. Note: Replaces 2 nd row Driver-side window.	17L	—	—	O	O	—	—
Glass							
★Safety Glass. Included with Multi-Function School Activity Bus (MFSAB) Prep (47Q) and School Bus Prep (47C) packages. Note: Applies to the front and side windows. Provides additional safety that makes the glass less likely to break, or less likely to pose a threat when broken.	65B	—	—	—	—	O/I	—
High Strength Laminated Glass. Available with Windows-All-Around, Fixed (17F) only. Optional on Medium/High Roof Long Length Cargo Van. Not available with Dual Sliding Side Doors (59B). Note: High strength laminated glass applies to 2 nd -4 th row windows	92A	O	—	—	—	—	—
Privacy Glass. Includes Rear-window Defroster (57N). Note: Provides protection of vehicle occupant(s) and occupant personal belongings. The glass also provides occupant comfort by helping to reduce vehicle cool-down time.	92E	O	O	O	O	—	—
Rear-Window Defroster. Requires any window package that includes fixed rear cargo door glass (17A-K)	57N	O	O	O	O	—	—

2020 TRANSIT OPTIONAL EQUIPMENT

INTERIOR	Body Type	CARGO VAN	CREW VAN	PASSENGER VAN XL	PASSENGER VAN XLT	CUTAWAY	CHASSIS CAB
	Order Code	101A	201A	301A	302A	501A	701A
Cruise Control. Includes Adjustable Speed Limiting Device (ASLD). Note: The ASLD feature is great for city driving; it allows the driver to set an upper speed limit for the vehicle. If the vehicle begins to approach the upper speed limit then audible and visual warning are given.	60C	O	O	O	S	O	O
D-Pillar Assist Handles Note: Located on the Driver and Passenger-side. Due to space requirements, the Driver-side handle is deleted if Front/Rear Aux A/C and Heater (Driver controlled) (57G) is also ordered.	66C	O	O	—	—	—	—
Illuminated Sun Visors. Included with Interior Upgrade Package – Cargo Van (96C) and Interior Upgrade Package – Cutaway/Chassis Cab (47A).	85C	O/I	O	O	S	O/I	O/I
Rearview Mirror. Included with rear glass window configurations (17A, 17B, 17D and 17F). Not available with Radio Prep Package (58T) or Rear View Display in Rearview Mirror (61B).	90B	I	S	S	S	O	S
Bulkheads							
★ Bulkhead – Lockable Door with Window. Optional only on Medium Roof and High Roof. Late Availability. Note: The bulkhead is located behind the driver and passenger seats in the Cargo Van, and separates them from the cargo area.	47T	O	—	—	—	—	—
★ Bulkhead – Window Only. Optional only on Low Roof and Medium Roof. Late Availability.	47U	O	—	—	—	—	—
Center Console							
★ Large Center Console. Included with Upfitter Package (67C) and Trailer Brake Controller (67D). Note: Includes an integrated shifter, a dual cup holder and an additional storage area	67E	O/I	O/I	O/I	S	O/I	O/I
Floor Covering							
Vinyl, Front only. Included with the Builders Prep Package (47E) for Passenger Van XL. Note: Wheel Well Liners and Scuff Plates Kit are not included.	16C	S	—	I	—	S	S
Vinyl, Front and Rear. Included in Interior Upgrade Package – Cargo Van (96C) and Load Area Protection Package (96D). Not available with Front/Rear Aux A/C and Heater (Driver controlled) (57G) on Cargo Van, Heavy-Duty Cargo Flooring (60B) or Heavy-Duty Scuff Plate Kit (85B). Note: Wheel Well Liners are included as part of the rear vinyl floor covering. On the Crew Van, the vinyl flooring is only in the 1st and 2nd rows.	16E	O/I	S	S	O	—	—
Carpet, Front only. Included with Builders Prep Package (47E). Note: Deletes all rear floor covering.	16G	O	—	—	I	O	O
Carpet, Front and Rear	16H	—	—	O	S	—	—
Carpet Floor Mats, Front only	86B	O	O	O	S	O	O
Heavy-Duty Cargo Flooring. Includes Heavy-Duty Scuff Plate Kit (85B) only on Cargo Van. Not available with Dual Sliding Side Doors (59B), Vinyl, Front and Rear (16E), Front/Rear Aux A/C and Heater (Driver controlled) (57G) or DRW configurations (F4X, F4U, S4X and S4U).	60B	O	—	—	—	—	—
Seating – Front (Refer to the Front Seat Matrix on page 23 for complete seat details)							
Dark Palazzo Gray Cloth, 2-way manual Driver and 2-way manual Passenger seats. Cargo Van is only available with 10,360lb GVWR configurations, and Chassis Cab is only available with 10,360/11,000lb GVWR configurations. Note: Roof modification by the upfitter is required to meet the criteria for application exception/exclusion to FMVSS 214 Side Impact Protection Section S9 Vehicle-To-Pole Requirements on vehicles 10,000lb GVWR or less. Refer to the regulatory text of FMVSS 214 for the definition of “modified roof”.	21C	O	—	—	—	O	O

2020 TRANSIT OPTIONAL EQUIPMENT

INTERIOR	Body Type	CARGO VAN	CREW VAN	PASSENGER VAN XL	PASSENGER VAN XLT	CUTAWAY	CHASSIS CAB
	Order Code	101A	201A	301A	302A	501A	701A
Seating – Front (Refer to the Front Seat Matrix on page 23 for complete seat details)							
Ebony Cloth, 2-way manual Driver and 2-way manual Passenger seats. Cargo Van is only available with 10,360lb GVWR configuration, and Chassis Cab is only available with 10,360/11,000lb GVWR configurations. Note: Roof modification by the upfitter is required to meet the criteria for application exception/ exclusion to FMVSS 214 Side Impact Protection Section S9 Vehicle-To-Pole Requirements on vehicles 10,000lb GVWR or less. Refer to the regulatory text of FMVSS 214 for the definition of "modified roof".	21D	O	—	—	—	O	O
Dark Palazzo Gray Vinyl, 2-way manual Driver and 2-way manual Passenger seats.	21G	S	S	O	—	S	S
Dark Palazzo Gray Vinyl, 2-way manual Driver seat. Includes the Auxiliary Fuse Panel with High Spec Interface Connector (87E) when the 2.0L EcoBlue® Bi-Turbo I4 Diesel (99A) engine is ordered. Cargo Van is only available with 10,360lb GVWR configurations. Note: Roof modification by the upfitter is required to meet the criteria for application exception/ exclusion to FMVSS 214 Side Impact Protection Section S9 Vehicle-To-Pole Requirements on vehicles 10,000lb GVWR or less. Refer to the regulatory text of FMVSS 214 for the definition of "modified roof".	21J	O	—	—	—	O	—
Dark Palazzo Gray Cloth, 2-way manual Driver seat.	21K	O	—	—	—	O	—
Dark Palazzo Gray Cloth, 2-way manual Driver and 2-way manual Passenger seats.	21L	O	O	—	S	O	O
Ebony Cloth, 2-way manual Driver and 2-way manual Passenger seats.	21M	O	O	S	O	O	O
Dark Palazzo Gray Vinyl, 2-way manual Driver and 2-way manual Passenger seats.	21P	O	O	O	—	O	O
Dark Palazzo Gray Cloth, 10-way power Driver and 10-way power Passenger seats. Cargo Van and Crew Van are not available with the 2.0L EcoBlue® Bi-Turbo I4 Diesel (99A) engine, or the combination of 9,250/9,500lb GVWR and the 3.5L EcoBoost® V6 (99G) or 3.5L PFDi V6 (998) engines.	21Q	O	O	—	O	O	O
Ebony Cloth, 10-way power Driver and 10-way power Passenger seats. Cargo Van and Crew Van are not available with the 2.0L EcoBlue® Bi-Turbo I4 Diesel (99A) engine, or the combination of 9,250/9,500lb GVWR and the 3.5L EcoBoost® V6 (99G) or 3.5L PFDi V6 (998) engines.	21R	O	O	O	O	O	O
Ebony Leather, 10-way power Driver and 10-way power Passenger seats.	21S	O	—	—	O	O	—
★Dark Palazzo Gray Cloth, 4-way manual swivel Driver and 4-way manual swivel Passenger seats. Requires Push Down Manual Parking Brake (90G) and Dual AGM Batteries (63E). Not available on Low Roof Cargo Van.	21T	O	—	—	—	O	—
★Dark Palazzo Gray Cloth, 4-way manual swivel Driver and 4-way manual swivel Passenger seats. Requires Push Down Manual Parking Brake (90G) and Dual AGM Batteries (63E). Cargo Van is only available with 10,360lb GVWR configurations. Note: Roof modification by the upfitter is required to meet the criteria for application exception/ exclusion to FMVSS 214 Side Impact Protection Section S9 Vehicle-To-Pole Requirements on vehicles 10,000lb GVWR or less. Refer to the regulatory text of FMVSS 214 for the definition of "modified roof".	218	O	—	—	—	O	—

2020 TRANSIT OPTIONAL EQUIPMENT

INTERIOR	Body Type	CARGO VAN	CREW VAN	PASSENGER VAN XL	PASSENGER VAN XLT	CUTAWAY	CHASSIS CAB
	Order Code	101A	201A	301A	302A	501A	701A
Seating – Rear (Refer to the Rear Seat Matrix on page 24 for complete seat details)							
1-Passenger or 2-Passenger Seating. 2-Passenger Seating is standard on Cargo Van, Cutaway and Chassis Cab, except when Passenger Seat Delete (21J and 21K) is ordered, then its 1-Passenger Seating. 2-Passenger Seating is standard on Passenger Van with Builders Prep Package (47E). 2-Passenger Seating (with additional rear seat attachment points) is optional on Passenger Van without Builders Prep Package (47E). Optional with Long and Extended Length Passenger Van. Passenger Van XL/XLT (X2C, X2X and X2Y) is not available with the combination of Long Length configurations and the 2.0L EcoBlue® Bi-Turbo I4 Diesel (99A) engine. Note: 13 rear seats are removed, but seat attachment points are still present. This note only applies to 2-Passenger Seating on Passenger Van without Builders Prep Package (47E).	96K	S	—	O	O	S	S
2-Passenger Seating. Optional with Long Length Passenger Van without Builders Prep Package (47E) only. Note: 10 rear seats are removed, but seat attachment points are still present.	96X	—	—	O	O	—	—
5-Passenger Seating. 1 st row: 2 seats, 2 nd row: 3 seats. Optional with Medium Roof, Regular Length Passenger Van only. Note: 3 rear seats are removed, but seat attachment points are still present.	96U	—	—	O	O	—	—
8-Passenger Seating. 1 st row: 2 seats, 2 nd row: 3 seats, 3 rd row: 3 seats. Optional with Low Roof Regular Length Passenger Van.	96L	—	—	O	O	—	—
8-Passenger Seating. 1 st row: 2 seats, 2 nd row: 3 seats, 3 rd row: 3 seats. Optional with Medium Roof Regular Length Passenger Van.	96M	—	—	O	O	—	—
8-Passenger Seating. 1 st row: 2 seats, 2 nd row: 3 seats, 3 rd row: 3 seats. Optional with Long Length Passenger Van. Not available with Low Roof Passenger Van. Note: 4 rear seats are removed, but seat attachment points are still present.	96V	—	—	O	O	—	—
10-Passenger Seating. 1 st row: 2 seats, 2 nd row: 2 seats, 3 rd row: 3 seats, 4 th row: 3 seats. Optional with Extended Length Passenger Van. Note: 4 rear seats are removed, but seat attachment points are still present.	96W	—	—	O	O	—	—
14-Passenger Seating. 1 st row: 2 seats, 2 nd row: 2 seats, 3 rd row: 3 seats, 4 th row: 3 seats, 5 th row: 4 seats. Optional with Long Length Passenger Van. Passenger Van XL/XLT (W4X, W4Z, X2C, X2X and X2Y) is not available with the combination of Long Length configurations and the 2.0L EcoBlue® Bi-Turbo I4 Diesel (99A) engine.	96S	—	—	O	O	—	—
14-Passenger Seating. 1 st row: 2 seats, 2 nd row: 2 seats, 3 rd row: 3 seats, 4 th row: 3 seats, 5 th row: 4 seats. Optional with Extended Length Passenger Van.	96T	—	—	O	O	—	—
15-Passenger Seating. 1 st row: 2 seats, 2 nd row: 3 seats, 3 rd row: 3 seats, 4 th row: 3 seats, 5 th row: 4 seats. Optional with Long Length Passenger Van. Passenger Van XL/XLT (W4X, W4Z, X2C, X2X and X2Y) is not available with the combination of Long Length configurations and the 2.0L EcoBlue® Bi-Turbo I4 Diesel (99A) engine.	96P	—	—	O	O	—	—

2020 TRANSIT OPTIONAL EQUIPMENT

FUNCTIONAL	Body Type Order Code	CARGO VAN 101A	CREW VAN 201A	PASSENGER VAN XL 301A	PASSENGER VAN XLT 302A	CUTAWAY 501A	CHASSIS CAB 701A
Auxiliary Fuse Panel with High Spec Interface Connector. Includes Dual AGM Batteries (63E) and Modified Vehicle Wiring System (53K).	87E	O	O	O	O	O	O
★Dual Alternator (250 amps each). Includes Auxiliary Fuse Panel with High Spec Interface Connector (87E). Included with Ambulance Prep Packages (47B and 47F). Not available with 3.5L PFDi V6 (998) or 2.0L EcoBlue® Bi-Turbo 14 Diesel (99A) engines.	63C	O/I	O	O	O	O/I	O
★Horn – Dual-note. Included on School Bus Prep Package (47C), MFSAB Prep Package (47Q), Ambulance Prep Package – Cargo Van (47B) and Ambulance Prep Package – Cutaway (47F).	85D	O	O	O	O	O	O
Keyless Entry Keypad	52C	O	O	O	O	O	O
Modified Vehicle Wiring System. Included with Builders Package (47E), Ambulance Prep Package – Cargo Van (47B), and Auxiliary Fuse Panel with High Spec Interface Connector (87E).	53K	O/I	O/I	O/I	O/I	S	S
Programmable Battery Guard/Enhanced Cut-off Relay. Not available with Push Down Manual Parking Brake (90G), Power Outlet – 110V/150W (90C) or Power Outlet – 110V/400W (90D). Late Availability.	59C	O	O	O	O	O	O
Note: Controls a production/service fit isolation relay to allow PTO at engine run/off while protecting certain systems/functions.							
Push Down Manual Parking Brake. Standard on Chassis Cab and Cutaway 11,000 GVWR configuration only. Passenger Van XL/XLT requires Builders Prep Package (47E). Not available with Programmable Battery Guard/Enhanced Cut-off Relay (59C), Power Outlet – 110V/150W (90C) or Power Outlet – 110V/400W (90D).	90G	O	—	O	O	S/O	S/O
Note: The push down manual parking brake feature allows the driver to push the hand lever to the fully down position, while the parking brake remains engaged. This is particularly useful in situations where additional clearance to pass over the parking brake lever is necessary, such as a swivel seat.							
Air Conditioning							
Front/Rear Aux A/C and Heater (Driver controlled). Not available with Passenger Seat Delete (21J and 21K), Cargo Van with Vinyl, Front and Rear (16E), Interior Upgrade Package – Cargo Van (96C), Builders Prep Package (47E) or Load Area Protection Package (96D).	57G	O	O	S	S	—	—
Note: Heat is distributed from rear of front-passenger seat. A/C is distributed from the rear of van.							

01/02/20

2020 TRANSIT OPTIONAL EQUIPMENT

PROPRIETARY

FUNCTIONAL	Body Type Order Code	CARGO VAN 101A	CREW VAN 201A	PASSENGER VAN XL 301A	PASSENGER VAN XLT 302A	CUTAWAY 501A	CHASSIS CAB 701A
Audio – Audio Packs							
Audio Pack #18 – AM/FM stereo, Bluetooth, Dual USB ports and a 4.0" multi-function display. Audio Pack #18 is standard on Cargo Van, Crew Van and Passenger Van XL when Rear View Camera with Trailer Hitch Assist is selected. And is standard on Cutaway and Chassis Cab when No Rear View Camera or Rear View Camera and Prep Kit (61A) is selected. – 4 speakers (4 front) – Cargo Van, Crew Van, Cutaway and Chassis Cab – 8 speakers (4 front/4 rear) – Passenger Van XL	58U	S	S	S	—	S	S
Audio Pack #19 – AM/FM stereo, Bluetooth, Dual USB ports, SYNC 3 and a 4.0" multi-function display. Audio Pack #19 is optional on Cargo Van, Crew Van and Passenger Van XL when Rear View Camera with Trailer Hitch Assist is selected. And is optional on Cutaway and Chassis Cab when No Rear View Camera or Rear View Camera and Prep Kit (61A) is selected. – 4 speakers (4 front) – Cargo Van, Crew Van, Cutaway and Chassis Cab – 8 speakers (4 front/4 rear) – Passenger Van XL and Passenger Van XLT	58V	O	O	O	S	O	O
Audio Pack #20 – AM/FM stereo with HD/SiriusXM® capability, Bluetooth, Dual USB ports, SYNC 3 and a 4.0" multi-function display. Audio Pack #20 is optional on Cargo Van, Crew Van, Passenger Van XL and Passenger Van XLT when Rear View Camera with Trailer Hitch Assist is selected. And is optional on Cutaway and Chassis Cab when No Rear View Camera or Rear View Camera and Prep Kit (61A) is selected. – 4 speakers (4 front) – Cargo Van, Crew Van, Cutaway and Chassis Cab – 8 speakers (4 front/4 rear) – Passenger Van XL and Passenger Van XLT	58W	O	O	O	O	O	O
Audio Pack #21 – AM/FM stereo, Bluetooth, audio input jack, Dual USB ports, SYNC 3 and a 8.0" colored multi-function touch screen. Audio Pack #21 is optional on Cargo Van, Crew Van, Passenger Van XL and Passenger Van XLT when Rear View Camera with Trailer Hitch Assist is selected. And is optional on Cutaway and Chassis Cab when No Rear View Camera or Rear View Camera and Prep Kit (61A) is selected. Audio Pack #21 is included with Front and Rear Split-View Camera (61D). – 4 speakers (4 front) – Cargo Van, Crew Van, Cutaway and Chassis Cab – 8 speakers (4 front/4 rear) – Passenger Van XL and Passenger Van XLT	58X	I/O	I/O	I/O	I/O	I/O	I/O
Audio Pack #22 – AM/FM stereo with HD/SiriusXM® capability, Bluetooth, audio input jack, Dual USB ports, SYNC 3 and a 8.0" colored multi-function touch screen. Audio Pack #22 is optional on Cargo Van, Crew Van, Passenger Van XL and Passenger Van XLT when Rear View Camera with Trailer Hitch Assist is selected. And is optional on Cutaway and Chassis Cab when No Rear View Camera or Rear View Camera and Prep Kit (61A) is selected. Audio Pack #22 is available with Front and Rear Split-View Camera (61D). – 4 speakers (4 front) – Cargo Van, Crew Van, Cutaway and Chassis Cab – 8 speakers (4 front/4 rear) – Passenger Van XL and Passenger Van XLT	58Y	P/O	P/O	P/O	P/O	P/O	P/O

★ = New for this model year

S = Standard, O = Optional, I = Included, P = Packaged, F = Fleet Option

2020 TRANSIT

OPTIONAL EQUIPMENT

FUNCTIONAL	Body Type	CARGO VAN	CREW VAN	PASSENGER VAN XL	PASSENGER VAN XLT	CUTAWAY	CHASSIS CAB
	Order Code	101A	201A	301A	302A	501A	701A
Audio – Audio Packs							
Audio Pack #28 – AM/FM stereo with HD/SiriusXM® capability, Bluetooth, audio input jack, Dual USB ports, SYNC 3 and a 8.0" colored multi-function touch screen with Navigation. Audio Pack #28 is optional on Cargo Van, Crew Van, Passenger Van XL and Passenger Van XLT when Rear View Camera with Trailer Hitch Assist is selected. And is optional on Cutaway and Chassis Cab when No Rear View Camera or Rear View Camera and Prep Kit (61A) is selected. Audio Pack #28 is available with Front and Rear Split-View Camera (61D). – 4 speakers (4 front) – Cargo Van, Crew Van, Cutaway and Chassis Cab – 8 speakers (4 front/4 rear) – Passenger Van XL and Passenger Van XLT	584	P/O	P/O	P/O	P/O	P/O	P/O
Audio – Speakers							
6 speakers (4 front/2 rear). Optional with Audio Pack #18, 19, 20, 21, 22 and 28 (58U, 58V, 58W, 58X, 58Y and 584) on Cargo Van, Crew Van and Cutaway.	91L	O	O	—	—	O	—
8 speakers (4 front/4 rear). Included with Audio Pack #18, 19, 20, 21, 22 and 28 (58U, 58V, 58W, 58X, 58Y and 584) on Passenger Van XL and included with Audio Pack #19, 20, 21, 22 and 28 on Passenger Van XLT. Optional with Audio Pack #18, 19, 20, 21, 22 and 28 on Cutaway.	91M	—	—	I	I	O	—
Axle							
★Heavy-Duty Front Axle Note: Up to 4,630 lb FGAWR. Refer to the Axle Availability charts beginning on page 28 for complete option details.	41E	S/O/I	S/O	S/-	S/-	S/O/I	S/O/I
Batteries							
Single AGM Battery (70 amp-hr). Optional on 3.5L PFDi V6 (998) engine only.	63X	O	O	O	O	O	O
Dual AGM Batteries. (70 amp-hr each). Optional on and 3.5L EcoBoost® V6 (99G) and 3.5L PFDi V6 (998) engines. Included with Power Outlet – 110V/400W (90D), Auxiliary Fuse Panel with High Spec Interface Connector (87E), and the combination of X9C, X9X or X9Y and 15-Passenger Seating.	63E	O/I	O/I	O/I	O/I	O/I	O/I
Frontal Area Limitation							
Enhanced Frontal Area Limitation 1 Note: Provides a Vehicle Emission Control Information label with a frontal area restriction up to 82 ft ² . Frontal area limitation requires second unit body to meet profile restrictions. For additional information please reference the Incomplete Vehicle Manual and SVE Bulletins.	15D	—	—	—	—	O	O
★Enhanced Frontal Area Limitation 2. Available on 10,360 or 11,000lb GVWR configurations only. Note: Provides a Vehicle Emission Control Information label with a frontal area restriction up to 82 ft ² . Frontal area limitation requires second unit body to meet profile restrictions. For additional information please reference the Incomplete Vehicle Manual and SVE Bulletins.	15E	—	—	—	—	O	O
Heating							
Engine Block Heater (400W Rating) – Standard on 2.0L EcoBlue® Bi-Turbo I4 Diesel (99A) engine. Optional on 3.5L PFDi V6 (998) and 3.5L EcoBoost® V6 (99G) engines. Note: Recommended when minimum temperature is 10°F or below.	41H	S/O	S/O	S/O	S/O	S/O	S/O
Instrumentation							
★Vehicle Maintenance Monitor. Includes Engine Hour Meter. Note: Depending on the engine, this feature will display engine hour meter, oil life, oil level, tire pressure, water in fuel, DEF information and exhaust filter status.	61C	O	O	O	O	O	O

2020 TRANSIT OPTIONAL EQUIPMENT

FUNCTIONAL	Body Type Order Code	CARGO VAN 101A	CREW VAN 201A	PASSENGER VAN XL 301A	PASSENGER VAN XLT 302A	CUTAWAY 501A	CHASSIS CAB 701A
Interior Power							
Power Outlet – 110V/150W. Not available with Passenger Seat Delete (21J and 21K) and 2.0L EcoBlue® Bi-Turbo I4 Diesel (99A) engine combination, Push Down Manual Parking Brake (90G), or Programmable Battery Guard/Enhanced Cut-off Relay (59C).	90C	O	O	O	O	O	O
Note: The AC power outlet is designed to power low-draw electrical devices with a household-style outlet for added convenience.							
★Power Outlet – 110V/400W. Includes Dual AGM Batteries (63E). Not available with Passenger Seat Delete (21J and 21K), Push Down Manual Parking Brake (90G), Programmable Battery Guard/Enhanced Cut-off Relay (59C), Front/Rear Aux A/C and Heater (Driver controlled) (57G), Dual Alternator (63C), Ambulance Prep Package – Cargo Van (47B) or Ambulance Prep Package – Cutaway (47F).	90D	O	O	—	—	O	O
Note: High-power outlets deliver up to 400 watts of power, allowing drivers to easily charge smaller corded tools, battery chargers or mobile devices on-site.							
Powerpoint – 12V. One located in the rear of vehicle	87A	O	O	—	—	—	—
Regeneration Initiation							
Manual Regen Initiation. Requires the 2.0L EcoBlue® Bi-Turbo I4 Diesel (99A) engine.	98D	O	O	O	O	O	O
Note: The diesel particulate filter requires periodic regeneration to maintain correct operation. If the driver is not operating the vehicle in a manner to allow effective automatic regeneration, then activating the manual regeneration initiation is recommended. Please see your Owner Manual for the manual regeneration procedure and recommended vehicle operating conditions.							
Manual Regen Initiation with Active Regen Inhibitor. Requires the 2.0L EcoBlue® Bi-Turbo I4 Diesel (99A) engine.	98E	O	O	O	O	O	O
Upfitter Accessories							
★Upfitter Package. Includes High Capacity Upfitter Switches, Large Center Console (67E) and Auxiliary Fuse Panel with High Spec Interface Connector (87E).	67C	O	O	O	O	O	O
★Upfitter Interface Module (UIM). Not available with Front and Rear Split-View Camera (61D).	55A	O	O	O	O	O	O
Note: This technology makes it easy for upfitters to operate aftermarket equipment, such as lift buckets or cranes. Upfitters can connect/program the optional upfitter switches to operate aftermarket-installed equipment with up to 9 digitally configurable inputs. Please see fleet.ford.com/partsandservice/upfitter-interface for additional information.							
SAFETY/SECURITY							
Perimeter Alarm.	59D	O	O	O	O	—	—
Keys							
Key s: 2 additional (4 total) with key fobs. Not available with Right Hand Door Delete (60X).	86F	O	O	O	O	O	O
My Key®. Crew Van, Passenger Van XL, Passenger Van XLT, Cutaway and Chassis Cab require Cruise Control (60C). Cargo Van requires Cruise Control (60C) or Adaptive Cruise Control (60D).	62B	O	O	O	O	O	O
Camera – Rear View							
Rear View Camera and Prep Kit. Will display in rearview mirror when ordered with Radio Prep Package (58T), otherwise will display in multi-function display	61A	—	—	—	—	O	O
Note: For incomplete vehicles, upfitter must add a rear view camera to vehicles that are 10,000lb GVWR or less to complete the vehicle and meet FMVSS 111 requirements. Rear View Camera and Prep Kit (61A) is available as a dunnage kit that requires upfitter installation.							

2020 TRANSIT OPTIONAL EQUIPMENT

SAFETY/SECURITY	Body Type	CARGO VAN	CREW VAN	PASSENGER VAN XL	PASSENGER VAN XLT	CUTAWAY	CHASSIS CAB
	Order Code	101A	201A	301A	302A	501A	701A
Rear View Display in Rearview Mirror. Includes Radio Prep Package (58T). Not available with Low Roof configurations, Cruise Control (60C), Adaptive Cruise Control (60D) or Interior Upgrade Package – Cargo Van (96C). Note: When vehicle is in Reverse, this feature displays an image of what's directly behind the vehicle. This image will appear in the rear view mirror.	61B	O	O	—	—	—	—
FORD CO-PILOT360™ TECHNOLOGY							
★Adaptive Cruise Control. Includes Adjustable Speed Limiting Device (ASLD). Note: Adaptive cruise control keeps a constant speed without having to work the brake or accelerator pedals. Plus it automatically maintains a driver-inputted preset distance (or gap) from vehicles ahead.	60D	O	O	O	O	O	O
★Blind Spot Information System (BLIS®) with Cross-traffic Alert and Trailer Coverage. Includes Short-Arm, Power Adjusting, Power-Folding Heated with Turn Signals. Note: BLIS deletes the standard Short-Arm, Power Adjusting, Manual-Folding Mirrors (541) on Cargo Van, Crew Van and Passenger Van XL.	65A	O	O	O	S	—	—
★Enhanced Active Park Assist. Includes Front Sensing System, Side Sensing System (94A) and Reverse Sensing System (43R). Not available with Extended Length configurations. Note: Enhanced active park assist helps make parking less stressful. It helps steer the vehicle, in Reverse, into a perpendicular parking space or steer the vehicle into or out of a parallel parking space.	94B	O	O	O	O	—	—
Camera – Front & Rear View							
★Front and Rear Split-View Camera. Includes Front Fog Lamps (55D). Also includes Side Sensing System (94A) and Reverse Sensing System (43R) on Cargo Van, Crew Van, Passenger Van XL and Passenger Van XLT. Only available with Audio Pack #21 (58X), Audio Pack #22 (58Y) and Audio Pack #28 (584). Not available with Rear View Camera and Prep Kit (61A) or Rear View Display in Rearview Mirror (61B). Note: Front and rear facing cameras allow the driver to toggle through different camera views via a button located on the instrument panel. For incomplete vehicles, upfitter must add a rear view camera to vehicles that are 10,000lb GVWR or less to complete the vehicle and meet FMVSS 111 requirements. Rear View Camera and Prep Kit (61A) is available as a dunnage kit that requires upfitter installation.	61D	O	O	O	O	O	O
Exterior Sensors							
Reverse Sensing System. Included with Front and Rear Split-View Camera (61D), Side Sensing System (94A) and Enhanced Active Park Assist (94B).	43R	O/I	O/I	O/I	S	—	—
★Side Sensing System. Included with Front and Rear Split-View Camera (61D). Also includes Reverse Sensing System (43R). Note: Works similar to the Reverse Sensing System, as it sounds a tone when the vehicle gets close to surrounding vehicles and other objects.	94A	O/I	O/I	O/I	S	—	—

2020 TRANSIT OPTIONAL EQUIPMENT

PACKAGES/KITS	Body Type	CARGO VAN	CREW VAN	PASSENGER VAN XL	PASSENGER VAN XLT	CUTAWAY	CHASSIS CAB
	Order Code	101A	201A	301A	302A	501A	701A
Audio Prep Packages							
Radio Prep Package. Includes antenna, cover plate in place of radio, wiring that is normally provided with single-CD audio packages and speakers. A radio chassis is not provided. Not available with Low Roof Cargo Van, Low Roof Crew Van, Cruise Control (60C), Rearview Mirror (90B), Adaptive Cruise Control (60D), MyKey® (62B), Interior Upgrade Package – Cargo Van (96C), Interior Upgrade Package – Cutaway/Chassis Cab (47A) or Motorhome Prep Package (47M). The combination of Radio Prep Package (58T) and FordPass™ Connect / Telematics Modem is Late Availability. Radio Prep Package is included on Cargo Van and Crew Van when the Rear View Display in Rearview Mirror (61B) is selected. Radio Prep Package requires Rear View Camera and Prep Kit (61A) on Cutaway and Chassis Cabs. Not available with Side Sensing System (94A), Reverse Sensing System (43R) and Enhanced Active Park Assist (94B). – 4 speakers (4 front) – Cargo Van, Crew Van, Cutaway and Chassis Cab	58T	I	I	—	—	O	O
Engine Prep Packages							
★ Biodiesel Engine Prep Package. Requires the 2.0L EcoBlue® Bi-Turbo I4 Diesel (99A) engine.	98B	O	O	O	O	O	O
Exterior Prep Packages							
Exterior Upgrade Package – SRW. Requires Front Fog Lamps (55D).	18D	O	O	—	S	O/I	O
Exterior Upgrade Package – DRW. Requires Front Fog Lamps (55D).	18L	O	O	—	S	O/I	O
Heating Prep Packages							
Auxiliary Heater Prep Package without Rear Controls. Available with Builders Prep Package (47E). Not available with Front/Rear Aux A/C and Heater (Driver controlled) (57G).	62A	O	O	P	P	O	O
Auxiliary Heater / AC Prep Package without Rear Controls. Available with Builders Prep Package (47E). Included in Ambulance Prep Package – Cutaway (47F). Not available with Front/Rear Aux A/C and Heater (Driver controlled) (57G). Note: Package includes stub lines for delivery of coolant/refrigerant for easy addition of an aftermarket rear heater and A/C system. Requires aftermarket upfit of a climate control system.	62C	O	O	P	P	O/I	O
Interior Prep Packages							
Interior Upgrade Package – Cargo Van	96C	O	—	—	—	—	—
Interior Upgrade Package – Cutaway/Chassis Cab	47A	—	—	—	—	O	O
Smoker's Package Note: Comes with a cigarette lighter and ash cup. The cigarette lighter replaces the 12V Powerpoint.	66B	O	O	O	O	O	O
Trim Packages							
Load Area Protection Package. Not Available with Windows-All-Around, Fixed (17F) or Push Down Manual Parking Brake (90G). Note: Includes complete rear polypropylene panels on side walls and doors.	96D	O	—	—	—	—	—
Scuff Plate Kit. Not available with Dual Sliding Side Doors (59B), Load Area Protection Package (96D) or the Interior Upgrade Package – Cargo Van (96C). Note: Scuff plate kit includes plastic scuffs for rear cargo doors and side cargo door (60/40 Hinged Passenger-side Door or Sliding Passenger-side Door). Scuff plate kit is not installed on vehicle, needs to be installed by upfitter/dealership.	85A	O	—	—	—	—	—
Heavy-Duty Scuff Plate Kit. Not available with Dual Sliding Side Doors (59B) or the Vinyl, Front and Rear (16E). Not available with Load Area Protection Package (96D) or the Interior Upgrade Package – Cargo Van (96C) unless ordered with Heavy-Duty Cargo Flooring (60B). Note: Heavy-duty scuff plate kit includes heavy-duty scuffs for rear cargo doors and side cargo door (60/40 Hinged Passenger-side Door or Sliding Passenger-side Door). Heavy-duty scuff plate kit is not installed on vehicle, needs to be installed by upfitter/dealership.	85B	O	—	—	—	—	—

2020 TRANSIT OPTIONAL EQUIPMENT

PACKAGES/KITS	Body Type	CARGO VAN	CREW VAN	PASSENGER VAN XL	PASSENGER VAN XLT	CUTAWAY	CHASSIS CAB
	Order Code	101A	201A	301A	302A	501A	701A
Miscellaneous Prep Packages							
Ambulance Prep Package – Cargo Van. Not available with 3.5L PFDi V6 (99B) or 2.0L EcoBlue® Bi-Turbo I4 Diesel (99A) engines.	47B	O	—	—	—	—	—
Ambulance Prep Package – Cutaway. Only available with 10,360/11,000 GVWR and 3.5L EcoBoost® V6 (99G) engine combinations.	47F	—	—	—	—	O	—
Builder's Prep Package	47E	—	—	O	O	—	—
Motorhome Prep Package	47M	—	—	—	—	O	—
Shuttle Bus Prep Package	47S	—	—	—	—	O	—
FORD ACCESSORIES, PRE-INSTALLED							
Back Up Alarm							
Note: The back up alarm has 102 dB(A) warning capability.	43B	O	O	O	O	O	O
Heavy Duty Tray Style Floor Mats (Front).	86N	O	O	O	O	O	O
Remote Start. Not available on 2.0L EcoBlue® Bi-Turbo I4 Diesel (99A) engine.	68B	O	O	O	O	O	O
Wheel Well Liners – Black (Front only)	15C	O	O	O	O	O	O
FACTORY-INVOICED, DEALER-INSTALLED ACCESSORIES							
Stainless Steel Wheel Liners. Factory-Invoiced, Dealer-Installed Accessory. Only available on DRW configurations and the standard 16" Heavy-Duty Silver Steel Wheel with Exposed Lug Nuts. Not available with AWD, Heavy-Duty Front Axle (41E) or 11,000lb GVWR configurations.	87B	O	O	O	O	O	O
FLEET OPTIONS (Requires Valid FIN Code)							
Daytime Running Lamps							
Note: Provide enhanced vehicle visibility during daylight conditions.	942	F	F	F	F	F	F
Exterior Mirror Delete. Available on Ambulance Prep Package – Cutaway (47F).	54X	F	F	—	—	S	S
Multi-Function School Activity Bus (MFSAB) Prep Package. Not available with Extended Length configurations. See Package/Option page for details.	47Q	—	—	—	—	F	—
Orange Safety Belts. Not available with 10-way power seat (21Q, 21R and 21S), swivel seat (21T and 218).							
Note: Belt minder is included on the front driver and passenger seat(s).	76C	F	F	—	—	F	F
School Bus Prep Package. Not available with Extended Length configurations. See Package/Option page for details.	47C	—	—	—	—	F	—
★Smart Acceleration Truncation							
Note: Smart Acceleration Truncation provides improved fuel economy by limiting power on unladen vehicles.	55B	F	F	F	F	F	F
Decal Options (Refer to the Decal Options on page 22 for complete details)							
Decal #1 – Up to 15 ft ²	51E	F	F	F	F	—	—
Decal #2 – Up to 25 ft ²	51F	F	F	F	F	—	—
Decal #3 – Up to 45 ft ²	51G	F	F	F	F	—	—
Decal #4 – Up to 70 ft ²	51H	F	F	F	F	—	—
Decal #5 – Up to 95 ft ²	51J	F	F	F	F	—	—
Speed Limiting Device							
65-mph Governed Top Speed	52M	F	F	F	F	F	F
70-mph Governed Top Speed	52H	F	F	F	F	F	F
75-mph Governed Top Speed	52N	F	F	F	F	F	F
Wheels – DRW							
16" Heavy-Duty White Steel Wheel with Exposed Lug Nuts (Standard Front Axle configurations only). Available with Exterior Upgrade Package – DRW (18L).	76D	P/F	P/F	F	P/F	P/F	P/F

WINDOW OFFERINGS

2020 Transit - Window Offerings								
	SINGLE REAR WHEEL					DUAL REAR WHEEL		
	LOW ROOF		MEDIUM & HIGH ROOF			HIGH ROOF		
	Sliding Passenger-side Door	60/40 Hinged Passenger-side Door	Sliding Passenger-side Door	Power Sliding Door	Dual Sliding Side Doors	Sliding Passenger-side Door	Power Sliding Door	Dual Sliding Side Doors
No Rear Glass Standard on Cargo Vans Side Door Glass: No Rear Door Glass: No Bodyside Glass: No								
Fixed Rear Cargo Door Glass Optional on Cargo Van. Side Door Glass: No Rear Door Glass: Yes Bodyside Glass: No								
Fixed Rear Cargo Door Glass and Fixed Passenger-side Glass Optional on Cargo Van. Side Door Glass: Yes Rear Door Glass: Yes Bodyside Glass: No								
Fixed Rear Cargo Door Glass and Fixed Driver and Passenger-side Glass Standard on Crew Van. Optional on Cargo Van. Side Door Glass: Yes Rear Door Glass: Yes Bodyside Glass: Yes Note: Requires Dual Sliding Side Doors (598) on Cargo Van	N/A	N/A	N/A	N/A		N/A	N/A	
Windows-All-Around, Fixed Optional on Cargo Van. Standard/Optional on Passenger Van. Side Door Glass: Yes Rear Door Glass: Yes Bodyside Glass: Yes					N/A			N/A
Egress Window Optional on Passenger Van. Side Door Glass: Yes Rear Door Glass: Yes Bodyside Glass: Yes Note: Only available with Windows-All-Around, Fixed (17F). Requires Privacy Glass (92E). Not available on Low Roof Passenger Vans.					N/A			N/A

DECAL OPTIONS



Decal #1 (51E):
– Up to 15 sq-ft¹



Decal #2 (51F):
– Up to 25 sq-ft¹



Decal #3 (51G):
– Up to 45 sq-ft¹



Decal #4 (51H):
– Up to 70 sq-ft¹



Decal #5 (51J):
– Up to 95 sq-ft¹

¹ Fleet only option. Pricing is for non-reflective material, 25 vehicle order minimum, and graphic design must be completed and approved by Ford prior to ordering vehicle in CONCEPS. To get started visit the Ford Commercial Graphics website and click on Factory Orderable Option Form link. Complete and submit the request form and attach your graphic design (if available). A Ford Commercial Graphics representative will follow-up to finalize the graphic design and provide a design proof for customer review and approval, and to determine which graphic option code and price apply. Lastly, customer can then proceed to place vehicle order and graphic option code in CONCEPS.

2020 TRANSIT OPTIONAL EQUIPMENT

FRONT SEAT MATRIX

Order Code	Seat Pack #	Color	Material	Driver Seat Control	Passenger Seat Control	Single Passenger Seat	Dual Passenger Seat	Driver Heated Seat	Passenger Heated Seat	Driver Lumbar Support	Passenger Lumbar Support	Driver Armrest	Passenger Armrest	2-Way Adjustable Headrest
21C	2	Dark Palazzo Gray	Cloth	2-Way Manual	2-Way Manual	Yes	No	No	No	Yes	No	Yes	Yes	Yes
21D	3	Ebony	Cloth	2-Way Manual	2-Way Manual	Yes	No	No	No	Yes	No	Yes	Yes	Yes
21G	6	Dark Palazzo Gray	Vinyl	2-Way Manual	2-Way Manual	Yes	No	No	No	No	No	Yes	No	Yes
21J	8	Dark Palazzo Gray	Vinyl	2-Way Manual	No	No	No	No	No	No	No	Yes	No	Yes
21K	9	Dark Palazzo Gray	Cloth	2-Way Manual	No	No	No	No	No	Yes	No	Yes	No	Yes
21L	10	Dark Palazzo Gray	Cloth	2-Way Manual	2-Way Manual	Yes	No	No	No	Yes	No	Yes	Yes	Yes
21M	11	Ebony	Cloth	2-Way Manual	2-Way Manual	Yes	No	No	No	Yes	No	Yes	Yes	Yes
21P	13	Dark Palazzo Gray	Vinyl	2-Way Manual	2-Way Manual	Yes	No	No	No	No	No	Yes	Yes	Yes
21Q	14	Dark Palazzo Gray	Cloth	10-Way Power	10-Way Power	Yes	No	Yes	Yes	Yes	Yes	Yes	Yes	Yes
21R	15	Ebony	Cloth	10-Way Power	10-Way Power	Yes	No	Yes	Yes	Yes	Yes	Yes	Yes	Yes
21S	16	Ebony	Leather	10-Way Power	10-Way Power	Yes	No	Yes	Yes	Yes	Yes	Yes	Yes	Yes
21T	17	Dark Palazzo Gray	Cloth	4-Way Manual Swivel Seat	4-Way Manual Swivel Seat	Yes	No	No	No	Yes	No	Yes	Yes	Yes
218	31	Dark Palazzo Gray	Cloth	4-Way Manual Swivel Seat	4-Way Manual Swivel Seat	Yes	No	No	No	Yes	No	Yes	Yes	Yes

FRONT SEAT MATRIX CONTINUED

Order Code	Seat Pack #	Color	Material	Driver Beltminder System	Passenger CRS Top Tether Anchorage	Driver Front Airbag	Passenger Front Airbag	Driver Thorax Airbags	Passenger Thorax Airbags	Driver Curtain Airbags (Front Only)	Passenger Curtain Airbags (Front Only)	Driver Curtain Airbags (Front and Rear)	Passenger Curtain Airbags (Front and Rear)
21C	2	Dark Palazzo Gray	Cloth	Yes	Yes	Yes	Yes	Yes	Yes	Yes	Yes	No	No
21D	3	Ebony	Cloth	Yes	Yes	Yes	Yes	Yes	Yes	Yes	Yes	No	No
21G	6	Dark Palazzo Gray	Vinyl	Yes	Yes	Yes	Yes	Yes	Yes	Yes	Yes	Yes ¹	Yes ¹
21J	8	Dark Palazzo Gray	Vinyl	Yes	No	Yes	No	Yes	No	Yes	Yes	No	No
21K	9	Dark Palazzo Gray	Cloth	Yes	No	Yes	No	Yes	No	Yes	Yes	No	No
21L	10	Dark Palazzo Gray	Cloth	Yes	Yes	Yes	Yes	Yes	Yes	Yes	Yes	Yes ¹	Yes ¹
21M	11	Ebony	Cloth	Yes	Yes	Yes	Yes	Yes	Yes	Yes	Yes	Yes ¹	Yes ¹
21P	13	Dark Palazzo Gray	Vinyl	Yes	Yes	Yes	Yes	Yes	Yes	Yes	Yes	Yes ¹	Yes ¹
21Q	14	Dark Palazzo Gray	Cloth	Yes	Yes	Yes	Yes	Yes	Yes	Yes	Yes	Yes ¹	Yes ¹
21R	15	Ebony	Cloth	Yes	Yes	Yes	Yes	Yes	Yes	Yes	Yes	Yes ¹	Yes ¹
21S	16	Ebony	Leather	Yes	Yes	Yes	Yes	Yes	Yes	Yes	Yes	Yes ¹	Yes ¹
21T	17	Dark Palazzo Gray	Cloth	Yes	Yes	Yes	Yes	Yes	Yes	Yes	Yes	Yes ¹	Yes ¹
218	31	Dark Palazzo Gray	Cloth	Yes	Yes	Yes	Yes	No	No	No	No	No	No

¹ Contains Driver and Passenger Curtain Airbags (Front and Rear) when a Passenger Van XL or Passenger Van XLT is selected.

2020 TRANSIT OPTIONAL EQUIPMENT

REAR SEAT MATRIX

Order Code	Passenger Seating	Second Row Seating	Third Row Seating	Fourth Row Seating	Fifth Row Seating	Rear Seat Center Armrest	Second Row Double Seat (D)	Second Row Triple Narrow Seat (K)	Second Row Triple Wide Seat (C)
96K	1 or 2 ^{1,2}	No	No	No	No	No	No	No	No
96X	2 ²	No	No	No	No	No	No	No	No
-	5	Yes	No	No	No	No	No	No	Yes
96U	5 ²	Yes	No	No	No	No ³	No	No	Yes
96L	8	Yes	Yes	No	No	No ³	No	Yes	No
96M	8	Yes	Yes	No	No	No ³	No	No	Yes
96V	8 ²	Yes	Yes	No	No	No ³	No	Yes	No
-	10	Yes	Yes	Yes	No	No ³	Yes	No	No
96W	10 ²	Yes	Yes	Yes	No	No ³	Yes	No	No
-	12	Yes	Yes	Yes	No	No ³	No	Yes	No
96S	14	Yes	Yes	Yes	Yes	No ³	Yes	No	No
96T	14	Yes	Yes	Yes	Yes	No ³	Yes	No	No
-	15	Yes	Yes	Yes	Yes	No ³	No	Yes	No
96P	15	Yes	Yes	Yes	Yes	No ³	No	Yes	No

REAR SEAT MATRIX CONTINUED

Order Code	Passenger Seating	Third Row Single/Double Seat (D+F)	Third Row Triple Wide Seat (C)	Fourth Row Single/Double Seat (D+Q)	Fourth Row Triple Wide Seat (C)	Fourth Row Double/Double Seat (J+J)	Fifth Row Single/Double/Single Seat (Y+X+Y)	Fifth Row Double/Double Seat (J+J)
96K	1 or 2 ^{1,2}	No	No	No	No	No	No	No
96X	2 ²	No	No	No	No	No	No	No
-	5	No	No	No	No	No	No	No
96U	5 ²	No	No	No	No	No	No	No
96L	8	No	Yes	No	No	No	No	No
96M	8	No	Yes	No	No	No	No	No
96V	8 ²	Yes	No	No	No	No	No	No
-	10	Yes	No	No	Yes	No	No	No
96W	10 ²	Yes	No	Yes	No	No	No	No
-	12	Yes	No	No	No	Yes	No	No
96S	14	Yes	No	Yes	No	No	Yes	No
96T	14	Yes	No	Yes	No	No	No	Yes
-	15	Yes	No	Yes	No	No	No	Yes
96P	15	Yes	No	Yes	No	No	Yes	No

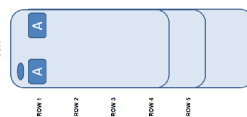
¹ 2-Passenger Seating is standard on Cargo Van, Cutaway and Chassis Cab, except when Passenger Seat Delete (21J and 21K) is ordered, then its 1-Passenger Seat. 2-Passenger Seating is standard on Passenger Van with Builders Prep Package (61A)

² Incomplete Vehicle; some rear seats are removed, but seat attachment points still exist

³ Included on Passenger Van XLT

SEATING CONFIGURATIONS

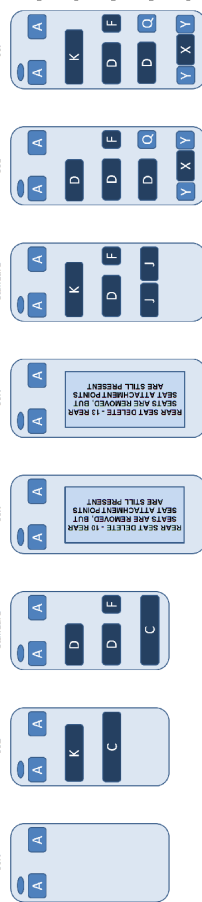
2020MY SEAT CONFIGURATIONS

CARGO VAN,
CUTAWAY & CHASSIS
CAB

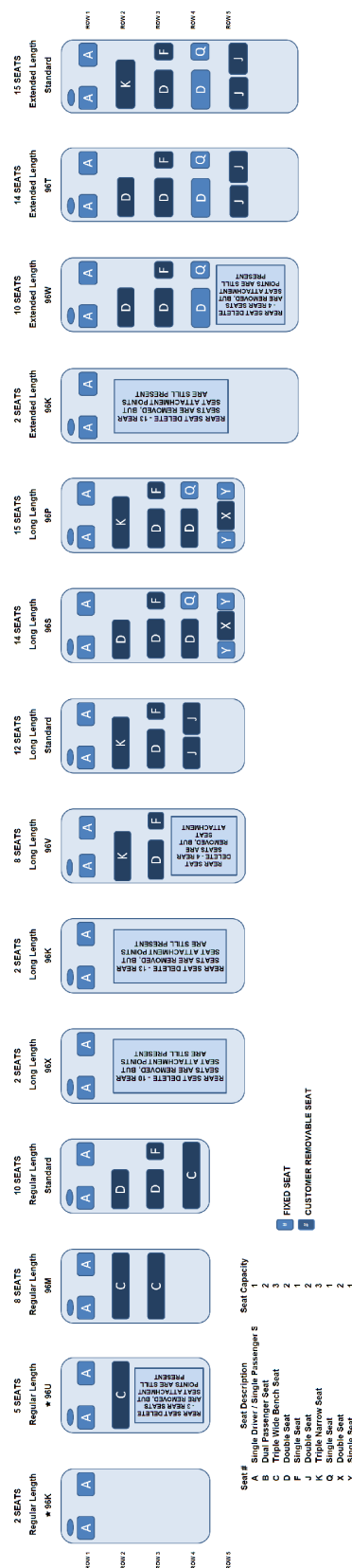
CREW VAN



PASSENGER VAN (LOW ROOF)



PASSENGER VAN (MEDIUM ROOF AND HIGH ROOF)



Seat #	Seat Description	Seat Capacity
A	Single Driver / Single Passenger	2
B	Dual Passenger Seat	2
C	Triple Wide Bench Seat	3
D	Single Passenger Seat	1
E	Single Passenger Seat	1
F	Double Seat	2
G	Double Passenger Seat	2
H	Double Passenger Seat	2
I	Double Passenger Seat	2
J	Double Passenger Seat	2
K	Double Passenger Seat	2
L	Double Passenger Seat	2
M	Double Passenger Seat	2
N	Double Passenger Seat	2
O	Double Passenger Seat	2
P	Double Passenger Seat	2
Q	Double Passenger Seat	2
R	Double Passenger Seat	2
S	Double Passenger Seat	2
T	Double Passenger Seat	2
U	Double Passenger Seat	2
V	Double Passenger Seat	2
W	Double Passenger Seat	2
X	Double Passenger Seat	2
Y	Double Passenger Seat	2

2020 TRANSIT NOMINAL TONNAGE

NOMINAL TONNAGE (CARGO VAN)

CARGO VAN		Series (T-xxx)	Drive Type	Nominal Tonnage ¹
Low Roof	E1Y	T-150	RWD	3/4
	E2Y	T-150	AWD	3/4
	R1Y	T-250	RWD	3/4
	R2Y	T-250	AWD	3/4
	W1Y	T-350	RWD	1
	W2Y	T-350	AWD	1
Medium Roof	E1C	T-150	RWD	3/4
	E2C	T-150	AWD	3/4
	R1C	T-250	RWD	3/4
	R2C	T-250	AWD	3/4
	W2C	T-350	AWD	1
	W9C	T-350	RWD	1
High Roof	R1X	T-250	RWD	3/4
	R2X	T-250	AWD	3/4
	R3U	T-250	AWD	3/4
	R3X	T-250	RWD	3/4
	W1X	T-350	RWD	1
	W2X	T-350	AWD	1
	W3U	T-350	AWD	1
	W3X	T-350	RWD	1
	F4U	T-350HD	AWD	1
	F4X	T-350HD	RWD	1
	S4U	T-350HD	AWD	1
	S4X	T-350HD	RWD	1

NOMINAL TONNAGE (CREW VAN)

CREW VAN		Series (T-xxx)	Drive Type	Nominal Tonnage ¹
Low Roof	E1Z	T-150	RWD	3/4
	E9Z	T-150	AWD	3/4
	R1Z	T-250	RWD	3/4
	R2Z	T-250	AWD	3/4
	W1Z	T-350	RWD	1
	W2Z	T-350	AWD	1
Medium Roof	E1D	T-150	RWD	3/4
	E2D	T-150	AWD	3/4
	R1D	T-250	RWD	3/4
	R2D	T-250	AWD	3/4
	W1D	T-350	RWD	1
	W2D	T-350	AWD	1
High Roof	R1V	T-250	RWD	3/4
	R2V	T-250	AWD	3/4
	W1V	T-350	RWD	1
	W2V	T-350	AWD	1
	F4V	T-350HD	RWD	1
	F4W	T-350HD	AWD	1
	S4W	T-350HD	AWD	1
	S4V	T-350HD	RWD	1

¹ Nominal tonnage is a general classification of the van's payload capacities. Reference the van's published maximum payload rating and/or GVWR rating to know how much weight a specific configuration can carry.

2020 TRANSIT NOMINAL TONNAGE

NOMINAL TONNAGE (PASSENGER VAN)

PASSENGER VAN		Series (T-xxx)	Drive Type	Nominal Tonnage ¹
Low Roof	K1Y	T-150	RWD	1/2
	K2Y	T-150	AWD	1/2
	X2Y	T-350	RWD	1/2
	X9Y	T-350	AWD	1/2
Medium Roof	K1C	T-150	RWD	1/2
	K2C	T-150	AWD	1/2
	X2C	T-350	RWD	1/2
	X9C	T-350	AWD	1/2
	W4Z	T-350	RWD	1/2
High Roof	X2X	T-350	RWD	1/2
	X9X	T-350	AWD	1/2
	W4X	T-350	RWD	1/2
	U4X	T-350HD	RWD	1/2
	U5X	T-350HD	AWD	1/2

NOMINAL TONNAGE (CUTAWAY)

CUTAWAY		Series (T-xxx)	Drive Type	Nominal Tonnage ¹
Low Roof	R5P	T-250	RWD	3/4
	R7P	T-250	AWD	3/4
	W7P	T-350	AWD	1
	W5P	T-350	RWD	1
	F6P	T-350HD	RWD	1
	F8P	T-350HD	AWD	1
	S6P	T-350HD	RWD	1
	S8P	T-350HD	AWD	1
	U6P	T-350HD	RWD	1
	U8P	T-350HD	AWD	1

NOMINAL TONNAGE (CHASSIS CAB)

CHASSIS CAB		Series (T-xxx)	Drive Type	Nominal Tonnage ¹
Low Roof	R5Z	T-250	RWD	3/4
	R7Z	T-250	AWD	3/4
	W7Z	T-350	AWD	1
	W5Z	T-350	RWD	1
	F6Z	T-350HD	RWD	1
	F8Z	T-350HD	AWD	1
	S6Z	T-350HD	RWD	1
	S8Z	T-350HD	AWD	1
	U6Z	T-350HD	RWD	1
	U8Z	T-350HD	AWD	1

¹ Nominal tonnage is a general classification of the van's payload capacities. Reference the van's published maximum payload rating and/or GVWR rating to know how much weight a specific configuration can carry.

2020 TRANSIT AXLE AVAILABILITY

FRONT AXLE AVAILABILITY (CARGO VAN)

CARGO VAN		3.5L PFDi V6 (998)		3.5L EcoBoost® V6 (99G)		2.0L EcoBlue® Bi-Turbo I4 Diesel (99A)	
		Standard Front Axle	Heavy-Duty Front Axle (41E)	Standard Front Axle	Heavy-Duty Front Axle (41E)	Standard Front Axle	Heavy-Duty Front Axle (41E)
Regular (130")	E1Y	S	O	S	O	-	-
	E2Y	-	S	-	S	-	-
Long (148")	E1Y	S	O	S	O	-	-
	E2Y	-	S	-	S	-	-
Regular (130")	R1Y	S	O	S	O	S	O
	R2Y	-	S	-	S	-	-
Long (148")	R1Y	S	O	S	O	-	S
	R2Y	-	S	-	S	-	-
Regular (130")	W1Y	S	O	S	O	-	-
	W2Y	-	S	-	S	-	-
Long (148")	W1Y	S	O/I ⁴	-	S	-	-
	W2Y	-	S	-	S	-	-
Regular (130")	E1C	S	O	S	O	-	-
	E2C	-	S	-	S	-	-
Long (148")	E1C	S	O	S	O	-	-
	E2C	-	S	-	S	-	-
Regular (130")	R1C	S	O	S	O	S	O
	R2C	-	S	-	S	-	-
Long (148")	R1C	S	O	S	O	-	S
	R2C	-	S	-	S	-	-
Regular (130")	W9C	S	O	S	O	-	-
	W2C	-	S	-	S	-	-
Long (148")	W9C	S	O/I ^{1,2,3,4,5}	-	S	-	-
	W2C	-	S	-	S	-	-
Long (148")	R1X	S	O	S	O	-	S
	R2X	-	S	-	S	-	-
Extended-Length (148")	R3X	S	O	S	O	S	O
	R3U	-	S	-	S	-	-
Long (148")	W1X	S	O/I ^{1,2,4,5}	-	S	-	-
	W2X	-	S	-	S	-	-
Extended-Length (148")	W3X	S	O	S	O	S	O
	W3U	-	S	-	S	-	-
Extended-Length (148")	F4X	I ¹	S	S	-	S	-
	F4U	-	S	-	S	-	-
Extended-Length (148")	S4X	I ¹	S	S	-	S	-
	S4U	-	-	-	S	-	-

¹ Included in Dual Sliding Side Doors (59B)² Included in Power Sliding Door (65C)³ Included in Bulkhead - Lockable Door with Window (47T)⁴ Included in Bulkhead - Window Only (47U)⁵ Included in Seat Pack 17 (21T)

2020 TRANSIT AXLE AVAILABILITY

FRONT AXLE AVAILABILITY (CREW VAN)

CREW VAN		3.5L PFDi V6 (998)		3.5L EcoBoost® V6 (99G)		2.0L EcoBlue® Bi-Turbo I4 Diesel (99A)	
		Standard Front Axle	Heavy-Duty Front Axle (41E)	Standard Front Axle	Heavy-Duty Front Axle (41E)	Standard Front Axle	Heavy-Duty Front Axle (41E)
Regular (130")	E1Z	S	O	S	O	-	-
	E9Z	-	S	-	S	-	-
Long (148")	E1Z	S	O	-	S	-	-
	E9Z	-	S	-	S	-	-
Regular (130")	R1Z	S	O	S	O	-	-
	R2Z	-	S	-	S	-	-
Long (148")	R1Z	S	O	-	S	-	S
	R2Z	-	S	-	S	-	-
Regular (130")	W1Z	S	O	S	O	-	-
	W2Z	-	S	-	S	-	-
Long (148")	W1Z	S	O	-	S	-	-
	W2Z	-	S	-	S	-	-
Regular (130")	E1D	S	O	S	O	-	-
	E2D	-	S	-	S	-	-
Long (148")	E1D	S	O	-	S	-	-
	E2D	-	S	-	S	-	-
Regular (130")	R1D	S	O	S	O	-	-
	R2D	-	S	-	S	-	-
Long (148")	R1D	S	O	-	S	-	S
	R2D	-	S	-	S	-	-
Regular (130")	W1D	S	O	S	O	-	-
	W2D	-	S	-	S	-	-
Long (148")	W1D	S	O	-	S	-	-
	W2D	-	S	-	S	-	-
Long (148")	R1V	S	O	-	S	-	S
	R2V	-	S	-	S	-	-
Long (148")	W1V	S	O	-	S	-	-
	W2V	-	S	-	S	-	-
Extended-Length (148")	F4V	S	O	-	S	-	-
	F4W	-	S	-	S	-	-
Extended-Length (148")	S4V	S	O	-	S	-	-
	S4W	-	-	-	S	-	-

FRONT AXLE AVAILABILITY (PASSENGER VAN)

PASSENGER VAN		3.5L PFDi V6 (998)		3.5L EcoBoost® V6 (99G)		2.0L EcoBlue® Bi-Turbo I4 Diesel (99A)	
		Standard Front Axle	Heavy-Duty Front Axle (41E)	Standard Front Axle	Heavy-Duty Front Axle (41E)	Standard Front Axle	Heavy-Duty Front Axle (41E)
Regular (130")	K1Y	S	-	-	-	-	-
	K2Y	-	S	-	-	-	-
Long (148")	X2Y	S	-	S	-	-	S
	X9Y	-	S	-	S	-	-
Regular (130")	K1C	S	-	-	-	-	-
	K2C	-	S	-	-	-	-
Long (148")	X2C	S	-	S	-	-	S
	X9C	-	S	-	S	-	-

2020 TRANSIT AXLE AVAILABILITY

FRONT AXLE AVAILABILITY (PASSENGER VAN)

PASSENGER VAN		3.5L PFDi V6 (998)		3.5L EcoBoost® V6 (99G)		2.0L EcoBlue® Bi-Turbo I4 Diesel (99A)	
		Standard Front Axle	Heavy-Duty Front Axle (41E)	Standard Front Axle	Heavy-Duty Front Axle (41E)	Standard Front Axle	Heavy-Duty Front Axle (41E)
Long (148")	W4Z	-	-	-	-	-	S
Long (148")	X2X	S	-	S	-	-	S
	X9X	-	S	-	S	-	-
Long (148")	W4X	-	-	-	-	-	S
Extended-Length (148")	U4X	S	-	S	-	S	-
	U5X	-	-	-	S	-	-

FRONT AXLE AVAILABILITY (CUTAWAY)

CUTAWAY		3.5L PFDi V6 (998)		3.5L EcoBoost® V6 (99G)		2.0L EcoBlue® Bi-Turbo I4 Diesel (99A)	
		Standard Front Axle	Heavy-Duty Front Axle (41E)	Standard Front Axle	Heavy-Duty Front Axle (41E)	Standard Front Axle	Heavy-Duty Front Axle (41E)
Regular (138")	R5P	S	O	S	O	S	O
	R7P	-	S	-	S	-	-
Long (156")	R5P	S	O	S	O	S	O
	R7P	-	S	-	S	-	-
Regular (138")	W5P	S	O	S	O	S	O
	W7P	-	S	-	S	-	-
Long (156")	W5P	S	O	S	O	S	O
	W7P	-	S	-	S	-	-
Regular (138")	F6P	S	O	S	O	-	S
	F8P	-	S	-	S	-	-
Long (156")	F6P	S	O	S	O	-	S
	F8P	-	S	-	S	-	-
Extended-Length (178")	F6P	S	O	S	O	-	S
	F8P	-	S	-	S	-	-
Regular (138")	S6P	-	-	S	O	-	S
	S8P	-	-	-	S	-	-
Long (156")	S6P	-	-	S	O	-	S
	S8P	-	-	-	S	-	-
Extended-Length (178")	S6P	-	-	S	O	-	S
	S8P	-	-	-	S	-	-
Regular (138")	U6P	-	-	-	S	-	-
	U8P	-	-	-	S	-	-
Long (156")	U6P	-	-	-	S	-	-
	U8P	-	-	-	S	-	-
Extended-Length (178")	U6P	-	-	-	S	-	-
	U8P	-	-	-	S	-	-

2020 TRANSIT AXLE AVAILABILITY

FRONT AXLE AVAILABILITY (CHASSIS CAB)

CHASSIS CAB		3.5L PFDi V6 (998)			3.5L EcoBoost® V6 (99G)			2.0L EcoBlue® Bi-Turbo I4 Diesel (99A)		
		Standard Front Axle		Heavy-Duty Front Axle (41E)	Standard Front Axle		Heavy-Duty Front Axle (41E)	Standard Front Axle		Heavy-Duty Front Axle (41E)
Regular (138")	R5Z	S		O	S		O	S		O
	R7Z	-		S	-		S	-		-
Long (156")	R5Z	S		O	S		O	S		O
	R7Z	-		S	-		S	-		-
Regular (138")	W5Z	S		O	S		O	S		O
	W7Z	-		S	-		S	-		-
Long (156")	W5Z	S		O	S		O	S		O
	W7Z	-		S	-		S	-		-
Regular (138")	F6Z	S		O	S		O	-		S
	F8Z	-		S	-		S	-		-
Long (156")	F6Z	S		O	S		O	-		S
	F8Z	-		S	-		S	-		-
Extended-Length (178")	F6Z	S		O	S		O	-		S
	F8Z	-		S	-		S	-		-
Regular (138")	S6Z	-		-	S		O	-		S
	S8Z	-		-	-		S	-		-
Long (156")	S6Z	-		-	S		O	-		S
	S8Z	-		-	-		S	-		-
Extended-Length (178")	S6Z	-		-	S		O	-		S
	S8Z	-		-	-		S	-		-
Regular (138")	U6Z	-		-	-		S	-		-
	U8Z	-		-	-		S	-		-
Long (156")	U6Z	-		-	-		S	-		-
	U8Z	-		-	-		S	-		-
Extended-Length (178")	U6Z	-		-	-		S	-		-
	U8Z	-		-	-		S	-		-

REAR AXLE AVAILABILITY (CARGO VAN)

CARGO VAN		3.5L PFDi V6 (998)						3.5L EcoBoost® V6 (99G)						2.0L EcoBlue® Bi-Turbo I4 Diesel (99A)					
		Non-Limited			Limited-Slip			Non-Limited			Limited-Slip			Non-Limited			Limited-Slip		
		3.31	3.73	4.10	3.31	3.73	4.10	3.31	3.73	4.10	3.31	3.73	4.10	3.31	3.73	4.10	3.31	3.73	4.10
		X31	X73	X41	X3L	X7L	X4L	X31	X73	X41	X3L	X7L	X4L	X31	X73	X41	X3L	X7L	X4L
Regular (130")	E1Y	-	S	-	-	O/I ¹	O/A ²	O	S	-	O	O/I ¹	-	-	-	-	-	-	-
	E2Y	-	-	-	-	S	O	-	-	-	-	S	-	-	-	-	-	-	-
Long (148")	E1Y	-	S	-	-	O/I ¹	O/A ²	O	S	-	-	O/I ¹	-	-	-	-	-	-	-
	E2Y	-	-	-	-	S	O	-	-	-	-	S	-	-	-	-	-	-	-
Regular (130")	R1Y	-	S	-	-	O/I ¹	O/A ²	O	S	-	O	O/I ¹	-	S	O	-	O	O/I ¹	-
	R2Y	-	-	-	-	S	O	-	-	-	-	S	-	-	-	-	-	-	-
Long (148")	R1Y	-	S	-	-	O/I ¹	O/A ²	O	S	-	O	O/I ¹	-	-	-	-	-	S	-
	R2Y	-	-	-	-	S	O	-	-	-	-	S	-	-	-	-	-	-	-

¹ Included with Heavy-Duty Front Axle (41E)² Available with Heavy-Duty Front Axle (41E)³ Included with Ambulance Prep Package – Cargo Van (47B)

2020 TRANSIT AXLE AVAILABILITY

REAR AXLE AVAILABILITY (CARGO VAN)

CARGO VAN		3.5L PFDi V6 (998)						3.5L EcoBoost® V6 (99G)						2.0L EcoBlue® Bi-Turbo I4 Diesel (99A)					
		Non-Limited			Limited-Slip			Non-Limited			Limited-Slip			Non-Limited			Limited-Slip		
		3.31	3.73	4.10	3.31	3.73	4.10	3.31	3.73	4.10	3.31	3.73	4.10	3.31	3.73	4.10	3.31	3.73	4.10
		X31	X73	X41	X3L	X7L	X4L	X31	X73	X41	X3L	X7L	X4L	X31	X73	X41	X3L	X7L	X4L
Regular (130")	W1Y	-	S	-	-	O/I ¹	O/A ²	O	S	-	O	O/I ¹	-	-	-	-	-	-	-
	W2Y	-	-	-	-	S	O	-	-	-	-	S	-	-	-	-	-	-	-
Long (148")	W1Y	-	S	-	-	O/I ¹	O/A ²	-	-	-	-	S	-	-	-	-	-	-	-
	W2Y	-	-	-	-	S	O	-	-	-	-	S	-	-	-	-	-	-	-
Regular (130")	E1C	-	S	-	-	O/I ¹	O/A ²	O	S	-	O	O/I ^{1,3}	-	-	-	-	-	-	-
	E2C	-	-	-	-	S	O	-	-	-	-	S	-	-	-	-	-	-	-
Long (148")	E1C	-	S	-	-	O/I ¹	O/A ²	O	S	-	-	O/I ^{1,3}	-	-	-	-	-	-	-
	E2C	-	-	-	-	S	O	-	-	-	-	S	-	-	-	-	-	-	-
Regular (130")	R1C	-	S	-	-	O/I ¹	O/A ²	O	S	-	O	O/I ^{1,3}	-	S	O	-	O	O/I ¹	-
	R2C	-	-	-	-	S	O	-	-	-	-	S	-	-	-	-	-	-	-
Long (148")	R1C	-	S	-	-	O/I ¹	O/A ²	O	S	-	O	O/I ^{1,3}	-	-	-	-	-	S	-
	R2C	-	-	-	-	S	O	-	-	-	-	S	-	-	-	-	-	-	-
Regular (130")	W9C	-	S	-	-	O/I ¹	O/A ²	O	S	-	O	O/I ^{1,3}	-	-	-	-	-	-	-
	W2C	-	-	-	-	S	O	-	-	-	-	S	-	-	-	-	-	-	-
Long (148")	W9C	-	S	-	-	O/I ¹	O/A ²	-	-	-	-	S	-	-	-	-	-	-	-
	W2C	-	-	-	-	S	O	-	-	-	-	S	-	-	-	-	-	-	-
Long (148")	R1X	-	-	-	-	-	S	O	S	-	O	O/I ^{1,3}	-	-	-	-	-	S	-
	R2X	-	-	-	-	-	S	-	-	-	-	S	-	-	-	-	-	-	-
Extended-Length (148")	R3X	-	-	-	-	-	S	O	S	-	O	O/I ^{1,3}	-	S	O	-	O	O/I ¹	-
	R3U	-	-	-	-	-	S	-	-	-	-	S	-	-	-	-	-	-	-
Long (148")	W1X	-	-	-	-	-	S	-	-	-	-	S	-	-	-	-	-	-	-
	W2X	-	-	-	-	-	S	-	-	-	-	S	-	-	-	-	-	-	-
Extended-Length (148")	W3X	-	-	-	-	-	S	O	S	-	O	O/I ^{1,3}	-	S	O	-	O	O/I ¹	-
	W3U	-	-	-	-	-	S	-	-	-	-	S	-	-	-	-	-	-	-
Extended-Length (148")	F4X	-	-	-	-	-	S	-	S	-	-	O/I ³	-	-	S	-	-	O	-
	F4U	-	-	-	-	-	S	-	-	-	-	S	-	-	-	-	-	-	-
Extended-Length (148")	S4X	-	-	-	-	-	S	-	S	-	-	O/I ³	-	-	S	-	-	O	-
	S4U	-	-	-	-	-	S	-	-	-	-	S	-	-	-	-	-	-	-

¹ Included with Heavy-Duty Front Axle (41E)² Available with Heavy-Duty Front Axle (41E)³ Included with Ambulance Prep Package – Cargo Van (47B)

REAR AXLE AVAILABILITY (CREW VAN)

CREW VAN		3.5L PFDi V6 (998)						3.5L EcoBoost® V6 (99G)						2.0L EcoBlue® Bi-Turbo I4 Diesel (99A)					
		Non-Limited			Limited-Slip			Non-Limited			Limited-Slip			Non-Limited			Limited-Slip		
		3.31	3.73	4.10	3.31	3.73	4.10	3.31	3.73	4.10	3.31	3.73	4.10	3.31	3.73	4.10	3.31	3.73	4.10
		X31	X73	X41	X3L	X7L	X4L	X31	X73	X41	X3L	X7L	X4L	X31	X73	X41	X3L	X7L	X4L
Regular (130")	E1Z	-	S	-	-	O/I ¹	A ²	O	S	-	O	O/I ¹	-	-	-	-	-	-	-
	E9Z	-	-	-	-	S	O	-	-	-	-	S	-	-	-	-	-	-	-
Long (148")	E1Z	-	S	-	-	O/I ¹	O/A ²	-	-	-	-	S	-	-	-	-	-	-	-
	E9Z	-	-	-	-	S	O	-	-	-	-	S	-	-	-	-	-	-	-

¹ Included with Heavy-Duty Front Axle (41E)² Available with Heavy-Duty Front Axle (41E)

2020 TRANSIT AXLE AVAILABILITY

REAR AXLE AVAILABILITY (CREW VAN)

CREW VAN		3.5L PFDi V6 (998)						3.5L EcoBoost® V6 (99G)						2.0L EcoBlue® Bi-Turbo I4 Diesel (99A)					
		Non-Limited			Limited-Slip			Non-Limited			Limited-Slip			Non-Limited			Limited-Slip		
		3.31	3.73	4.10	3.31	3.73	4.10	3.31	3.73	4.10	3.31	3.73	4.10	3.31	3.73	4.10	3.31	3.73	4.10
		X31	X73	X41	X3L	X7L	X4L	X31	X73	X41	X3L	X7L	X4L	X31	X73	X41	X3L	X7L	X4L
Regular (130")	R1Z	-	S	-	-	O/I ¹	A ²	O	S	-	O	O/I ¹	-	-	-	-	-	-	-
	R2Z	-	-	-	-	S	O	-	-	-	-	S	-	-	-	-	-	-	-
Long (148")	R1Z	-	S	-	-	O/I ¹	O/A ²	-	-	-	-	S	-	-	-	-	-	S	-
	R2Z	-	-	-	-	S	O	-	-	-	-	S	-	-	-	-	-	-	-
Regular (130")	W1Z	-	S	-	-	O/I ¹	O/A ²	O	S	-	O	O/I ¹	-	-	-	-	-	-	-
	W2Z	-	-	-	-	S	O	-	-	-	-	S	-	-	-	-	-	-	-
Long (148")	W1Z	-	S	-	-	O/I ¹	O/A ²	-	-	-	-	S	-	-	-	-	-	-	-
	W2Z	-	-	-	-	S	O	-	-	-	-	S	-	-	-	-	-	-	-
Regular (130")	E1D	-	S	-	-	O/I ¹	A ²	O	S	-	O	O/I ¹	-	-	-	-	-	-	-
	E2D	-	-	-	-	S	O	-	-	-	-	S	-	-	-	-	-	-	-
Long (148")	E1D	-	S	-	-	O/I ¹	O/A ²	-	-	-	-	S	-	-	-	-	-	-	-
	E2D	-	-	-	-	S	O	-	-	-	-	S	-	-	-	-	-	-	-
Regular (130")	R1D	-	S	-	-	O/I ¹	A ²	O	S	-	O	O/I ¹	-	-	-	-	-	-	-
	R2D	-	-	-	-	S	O	-	-	-	-	S	-	-	-	-	-	-	-
Long (148")	R1D	-	S	-	-	O/I ¹	O/A ²	-	-	-	-	S	-	-	-	-	-	S	-
	R2D	-	-	-	-	S	O	-	-	-	-	S	-	-	-	-	-	-	-
Regular (130")	W1D	-	S	-	-	O/I ¹	O/A ²	O	S	-	O	O/I ¹	-	-	-	-	-	-	-
	W2D	-	-	-	-	S	O	-	-	-	-	S	-	-	-	-	-	-	-
Long (148")	W1D	-	S	-	-	O/I ¹	O/A ²	-	-	-	-	S	-	-	-	-	-	-	-
	W2D	-	-	-	-	S	O	-	-	-	-	S	-	-	-	-	-	-	-
Long (148")	R1V	-	-	-	-	-	S	-	-	-	-	S	-	-	-	-	-	S	-
	R2V	-	-	-	-	-	S	-	-	-	-	S	-	-	-	-	-	-	-
Long (148")	W1V	-	-	-	-	-	S	-	-	-	-	S	-	-	-	-	-	-	-
	W2V	-	-	-	-	-	S	-	-	-	-	S	-	-	-	-	-	-	-
Extended-Length (148")	F4V	-	-	-	-	-	S	-	-	-	-	S	-	-	-	-	-	-	-
	F4W	-	-	-	-	-	S	-	-	-	-	S	-	-	-	-	-	-	-
Extended-Length (148")	S4V	-	-	-	-	-	S	-	-	-	-	S	-	-	-	-	-	-	-
	S4W	-	-	-	-	-	-	-	-	-	-	S	-	-	-	-	-	-	-

¹ Included with Heavy-Duty Front Axle (41E)² Available with Heavy-Duty Front Axle (41E)

REAR AXLE AVAILABILITY (PASSENGER VAN)

PASSENGER VAN		3.5L PFDi V6 (998)						3.5L EcoBoost® V6 (99G)						2.0L EcoBlue® Bi-Turbo I4 Diesel (99A)					
		Non-Limited			Limited-Slip			Non-Limited			Limited-Slip			Non-Limited			Limited-Slip		
		3.31	3.73	4.10	3.31	3.73	4.10	3.31	3.73	4.10	3.31	3.73	4.10	3.31	3.73	4.10	3.31	3.73	4.10
		X31	X73	X41	X3L	X7L	X4L	X31	X73	X41	X3L	X7L	X4L	X31	X73	X41	X3L	X7L	X4L
Regular (130")	K1Y	-	S	-	-	O	-	-	-	-	-	-	-	-	-	-	-	-	-
	K2Y	-	-	-	-	S	-	-	-	-	-	-	-	-	-	-	-	-	-
Long (148")	X2Y	-	S	-	-	O	O	O	S	-	O	O	-	-	-	-	-	S	-
	X9Y	-	-	-	-	S	O	-	-	-	-	S	-	-	-	-	-	-	-
Regular (130")	K1C	-	S	-	-	O	-	-	-	-	-	-	-	-	-	-	-	-	-
	K2C	-	-	-	-	S	-	-	-	-	-	-	-	-	-	-	-	-	-
Long (148")	X2C	-	S	-	-	O	O	O	S	-	O	O	-	-	-	-	-	S	-
	X9C	-	-	-	-	S	O	-	-	-	-	S	-	-	-	-	-	-	-

2020 TRANSIT AXLE AVAILABILITY

REAR AXLE AVAILABILITY (PASSENGER VAN)

PASSENGER VAN		3.5L PFDi V6 (998)						3.5L EcoBoost® V6 (99G)						2.0L EcoBlue® Bi-Turbo I4 Diesel (99A)					
		Non-Limited			Limited-Slip			Non-Limited			Limited-Slip			Non-Limited			Limited-Slip		
		3.31	3.73	4.10	3.31	3.73	4.10	3.31	3.73	4.10	3.31	3.73	4.10	3.31	3.73	4.10	3.31	3.73	4.10
		X31	X73	X41	X3L	X7L	X4L	X31	X73	X41	X3L	X7L	X4L	X31	X73	X41	X3L	X7L	X4L
Long (148")	W4Z	-	-	-	-	-	-	-	-	-	-	-	-	-	-	-	-	S	-
Long (148")	X2X	-	-	-	-	-	S	O	S	-	O	O	-	-	-	-	-	S	-
	X9X	-	-	-	-	-	S	-	-	-	-	S	-	-	-	-	-	-	-
Long (148")	W4X	-	-	-	-	-	-	-	-	-	-	-	-	-	-	-	-	S	-
Extended-Length (148")	U4X	-	-	-	-	-	S	-	S	-	-	O	-	-	S	-	-	O	-
	U5X	-	-	-	-	-	-	-	-	-	-	S	-	-	-	-	-	-	-

REAR AXLE AVAILABILITY (CUTAWAY)

CUTAWAY		3.5L PFDi V6 (998)						3.5L EcoBoost® V6 (99G)						2.0L EcoBlue® Bi-Turbo I4 Diesel (99A)					
		Non-Limited			Limited-Slip			Non-Limited			Limited-Slip			Non-Limited			Limited-Slip		
		3.31	3.73	4.10	3.31	3.73	4.10	3.31	3.73	4.10	3.31	3.73	4.10	3.31	3.73	4.10	3.31	3.73	4.10
		X31	X73	X41	X3L	X7L	X4L	X31	X73	X41	X3L	X7L	X4L	X31	X73	X41	X3L	X7L	X4L
Regular (138")	R5P	-	-	-	-	-	S	O	S	-	O	O/I ¹	-	-	S	-	-	O/I ¹	-
	R7P	-	-	-	-	-	S	-	-	-	-	S	-	-	-	-	-	-	-
Long (156")	R5P	-	-	-	-	-	S	O	S	-	O	O/I ¹	-	-	S	-	-	O/I ¹	-
	R7P	-	-	-	-	-	S	-	-	-	-	S	-	-	-	-	-	-	-
Regular (138")	W5P	-	-	-	-	-	S	O	S	-	O	O/I ¹	-	-	S	-	-	O/I ¹	-
	W7P	-	-	-	-	-	S	-	-	-	-	S	-	-	-	-	-	-	-
Long (156")	W5P	-	-	-	-	-	S	O	S	-	O	O/I ¹	-	-	S	-	-	O/I ¹	-
	W7P	-	-	-	-	-	S	-	-	-	-	S	-	-	-	-	-	-	-
Regular (138")	F6P	-	-	-	-	-	S	-	S	-	-	O/I ¹	-	-	-	-	-	S	-
	F8P	-	-	-	-	-	S	-	-	-	-	S	-	-	-	-	-	-	-
Long (156")	F6P	-	-	-	-	-	S	-	S	-	-	O/I ¹	-	-	-	-	-	S	-
	F8P	-	-	-	-	-	S	-	-	-	-	S	-	-	-	-	-	-	-
Extended-Length (178")	F6P	-	-	-	-	-	S	-	S	-	-	O/I ¹	-	-	-	-	-	S	-
	F8P	-	-	-	-	-	S	-	-	-	-	S	-	-	-	-	-	-	-
Regular (138")	S6P	-	-	-	-	-	-	-	S	-	-	O/I ^{1,2}	-	-	-	-	-	S	-
	S8P	-	-	-	-	-	-	-	-	-	-	S	-	-	-	-	-	-	-
Long (156")	S6P	-	-	-	-	-	-	-	S	-	-	O/I ^{1,2}	-	-	-	-	-	S	-
	S8P	-	-	-	-	-	-	-	-	-	-	S	-	-	-	-	-	-	-
Extended-Length (178")	S6P	-	-	-	-	-	-	-	S	-	-	O/I ^{1,2}	-	-	-	-	-	S	-
	S8P	-	-	-	-	-	-	-	-	-	-	S	-	-	-	-	-	-	-
Regular (138")	U6P	-	-	-	-	-	-	-	-	-	-	S	-	-	-	-	-	-	-
	U8P	-	-	-	-	-	-	-	-	-	-	S	-	-	-	-	-	-	-
Long (156")	U6P	-	-	-	-	-	-	-	-	-	-	S	-	-	-	-	-	-	-
	U8P	-	-	-	-	-	-	-	-	-	-	S	-	-	-	-	-	-	-
Extended-Length (178")	U6P	-	-	-	-	-	-	-	-	-	-	S	-	-	-	-	-	-	-
	U8P	-	-	-	-	-	-	-	-	-	-	S	-	-	-	-	-	-	-

¹ Included with Heavy-Duty Front Axle (41E)² Included with Ambulance Prep Package – Cutaway (47F)

2020 TRANSIT

AXLE AVAILABILITY

REAR AXLE AVAILABILITY (CHASSIS CAB)

CHASSIS CAB		3.5L PFDi V6 (998)						3.5L EcoBoost® V6 (99G)						2.0L EcoBlue® Bi-Turbo I4 Diesel (99A)					
		Non-Limited			Limited-Slip			Non-Limited			Limited-Slip			Non-Limited			Limited-Slip		
		3.31	3.73	4.10	3.31	3.73	4.10	3.31	3.73	4.10	3.31	3.73	4.10	3.31	3.73	4.10	3.31	3.73	4.10
		X31	X73	X41	X3L	X7L	X4L	X31	X73	X41	X3L	X7L	X4L	X31	X73	X41	X3L	X7L	X4L
Regular (138")	R5Z	-	-	-	-	-	S	O	S	-	O	O/I ¹	-	-	S	-	-	O/I ¹	-
	R7Z	-	-	-	-	-	S	-	-	-	-	S	-	-	-	-	-	-	-
Long (156")	R5Z	-	-	-	-	-	S	O	S	-	O	O/I ¹	-	-	S	-	-	O/I ¹	-
	R7Z	-	-	-	-	-	S	-	-	-	-	S	-	-	-	-	-	-	-
Regular (138")	W5Z	-	-	-	-	-	S	O	S	-	O	O/I ¹	-	-	S	-	-	O/I ¹	-
	W7Z	-	-	-	-	-	S	-	-	-	-	S	-	-	-	-	-	-	-
Long (156")	W5Z	-	-	-	-	-	S	O	S	-	O	O/I ¹	-	-	S	-	-	O/I ¹	-
	W7Z	-	-	-	-	-	S	-	-	-	-	S	-	-	-	-	-	-	-
Regular (138")	F6Z	-	-	-	-	-	S	-	S	-	-	O/I ¹	-	-	-	-	-	S	-
	F8Z	-	-	-	-	-	S	-	-	-	-	S	-	-	-	-	-	-	-
Long (156")	F6Z	-	-	-	-	-	S	-	S	-	-	O/I ¹	-	-	-	-	-	S	-
	F8Z	-	-	-	-	-	S	-	-	-	-	S	-	-	-	-	-	-	-
Extended-Length (178")	F6Z	-	-	-	-	-	S	-	S	-	-	O/I ¹	-	-	-	-	-	S	-
	F8Z	-	-	-	-	-	S	-	-	-	-	S	-	-	-	-	-	-	-
Regular (138")	S6Z	-	-	-	-	-	-	S	-	-	-	O/I ¹	-	-	-	-	-	S	-
	S8Z	-	-	-	-	-	-	-	-	-	-	S	-	-	-	-	-	-	-
Long (156")	S6Z	-	-	-	-	-	-	S	-	-	-	O/I ¹	-	-	-	-	-	S	-
	S8Z	-	-	-	-	-	-	-	-	-	-	S	-	-	-	-	-	-	-
Extended-Length (178")	S6Z	-	-	-	-	-	-	S	-	-	-	O/I ¹	-	-	-	-	-	S	-
	S8Z	-	-	-	-	-	-	-	-	-	-	S	-	-	-	-	-	-	-
Regular (138")	U6Z	-	-	-	-	-	-	-	-	-	-	S	-	-	-	-	-	-	-
	U8Z	-	-	-	-	-	-	-	-	-	-	S	-	-	-	-	-	-	-
Long (156")	U6Z	-	-	-	-	-	-	-	-	-	-	S	-	-	-	-	-	-	-
	U8Z	-	-	-	-	-	-	-	-	-	-	S	-	-	-	-	-	-	-
Extended-Length (178")	U6Z	-	-	-	-	-	-	-	-	-	-	S	-	-	-	-	-	-	-
	U8Z	-	-	-	-	-	-	-	-	-	-	S	-	-	-	-	-	-	-

¹ Included with Heavy-Duty Front Axle (41E)

WHEEL AVAILABILITY (SRW)



16" Silver Steel Wheel
with Black Hubcap

(Standard on Standard
Front Axle configurations)



16" Silver Steel Wheel
with Exposed Lug Nuts

(Standard on Heavy-Duty
Front Axle configurations)




16" Steel Wheel with Full
Silver Wheel Cover

(64H)



16" Styled Aluminum
Wheel

(64S)



16" Forged Aluminum
Wheel

(64G)

WHEEL AVAILABILITY (DRW)



16" Heavy-Duty Silver
Steel Wheel with
Exposed Lug Nuts

(Standard on Standard
Front Axle configurations)
&
(Standard on Heavy-Duty
Front Axle configurations)



16" Heavy-Duty Forged
Aluminum Wheel

(76E – Standard Front
Axle configurations)
&
(76G – Heavy-Duty Front
Axle configurations)



16" Heavy-Duty White
Steel Wheel with
Exposed Lug Nuts

(76D – Fleet Only)

2020 TRANSIT COLOR & TRIM

INTERIOR MATERIAL	CODE	Cargo Van	Crew Van	Passenger Van XL	Passenger Van XLT	Cutaway	Chassis Cab
★Ebony Cloth	CB	O	O	S	O	O	O
★Ebony Leather	LB	O	-	-	O	O	-
★Dark Palazzo Grey Cloth	CK	O	O	-	S	O	O
★Dark Palazzo Grey Vinyl	VK	S	S	O	-	S	S



★Ebony Cloth



★Ebony Leather



★Dark Palazzo Grey Cloth



★Dark Palazzo Grey Vinyl

EXTERIOR COLOR	CODE	Cargo Van	Crew Van	Passenger Van XL	Passenger Van XLT	Cutaway	Chassis Cab
SOLID							
Oxford White	YZ	•	•	•	•	•	•
Race Red	PQ	•	•	•	•	•	•
School Bus Yellow (Fleet only)	BY	•		•	•	•	•
METALLIC							
★Agate Black	UM	•	•	•	•	•	•
Ingot Silver	UX	•	•	•	•	•	•
Magnetic	J7	•	•	•	•	•	•
Blue Jeans	N1	•	•	•	•	•	•
Green Gem	W6	•	•	•	•	•	•
★Diffused Silver	FK	•	•	•	•	•	•
★Kapoor Red	AW	•	•	•	•	•	•

AGATE BLACK



INGOT SILVER



MAGNETIC



OXFORD WHITE



RACE RED



BLUE JEANS



SCHOOL BUS YELLOW



GREEN GEM



DIFFUSED SILVER



KAPOOR RED



EXTERIOR UPGRADE PACKAGE - SRW (18D)**Availability:**

- Cargo Van, Crew Van, Passenger Van XLT (Standard), Cutaway and Chassis Cab

Not available with:

- Passenger Van XL

Includes:

- Chrome-trimmed Halogen Headlamps with Autolamp (91B) on Cargo Van, Crew Van, Passenger Van XLT and Cutaway. Chrome-trimmed Halogen Headlamps on Chassis Cab
- Three Bar Grille with Chrome Surround on Cargo Van, Crew Van, Passenger Van XLT. Honeycomb Mesh Grille with Chrome Surround on Cutaway and Chassis Cab
- 16" Steel Wheel with Full Silver Wheel Cover (Standard Front Axle configurations only) (64H) or 16" Silver Steel Wheel with Exposed Lug Nuts (Heavy-Duty Front Axle configurations only)

Upgradeable Features/Options (for additional charge):

- HID Headlamps (91A)
- 16" Styled Aluminum Wheel (Standard Front Axle configurations only) (64S)
- 16" Forged Aluminum Wheel (Heavy-Duty Front Axle configurations only) (64G)

NOTE 1: Requires Front Fog Lamps (55D)**EXTERIOR UPGRADE PACKAGE - DRW (18L)****Availability:**

- Cargo Van, Crew Van, Passenger Van XLT (Standard), Cutaway and Chassis Cab

Not available with:

- Passenger Van XL

Includes:

- Chrome-trimmed Halogen Headlamps with Autolamp (91B) on Cargo Van, Crew Van, Passenger Van XLT and Cutaway. Chrome-trimmed Halogen Headlamps on Chassis Cab
- Three Bar Grille with Chrome Surround on Cargo Van, Crew Van, Passenger Van XLT. Honeycomb Mesh Grille with Chrome Surround on Cutaway and Chassis Cab
- 16" Heavy-Duty Silver Steel Wheel with Exposed Lug Nuts

Upgradeable Features/Options (for additional charge):

- HID Headlamps (91A)
- 16" Heavy-Duty Forged Aluminum Wheel (Standard Front Axle configurations only) (76E)
- 16" Heavy-Duty Forged Aluminum Wheel (Heavy-Duty Front Axle configurations only) (76G)
- 16" Heavy-Duty White Steel Wheel with Exposed Lug Nuts (Standard Front Axle configurations only) (76D – Fleet Only)

NOTE 1: Requires Front Fog Lamps (55D)**LOAD AREA PROTECTION PACKAGE (96D)****Availability:**

- Cargo Vans

Not available with:

- Windows-All-Around, Fixed (17F)
- Power Running Board (68L)
- Scuff Plate Kit (85A)
- Heavy-Duty Scuff Plate Kit (85B), unless ordered with Heavy-Duty Cargo Flooring (60B)

Includes:

- Full-Height Polypropylene Cargo Area Panels
- Vinyl, Front and Rear (16E)

Upgradeable Features/Options (for additional charge):

- Heavy-Duty Cargo Flooring (60B)

INTERIOR UPGRADE PACKAGE – CUTAWAY/CHASSIS CAB (47A)**Availability:**

- Cutaway and Chassis Cabs

Not available with:

- Right Hand Door Delete (60X)

Includes:

- Cruise Control (60C)
- Dark Palazzo Gray Cloth, 2-way manual Driver and 2-way manual Passenger seat (21L)
- Audio Pack #19 (58V) when No Rear View Camera is selected
- Vinyl Sunvisor with Illuminated Vanity Mirror (Driver and Passenger) (85C)

Upgradeable Features/Options (for additional charge):

- Dark Palazzo Gray Cloth, 2-way manual Driver and 2-way manual Passenger seat (21C)
- Ebony Cloth, 2-way manual Driver and 2-way manual Passenger seat (21D)
- Ebony Cloth, 2-way manual Driver and 2-way manual Passenger seat (21M)
- Dark Palazzo Gray Cloth, 10-way power Driver and 10-way power Passenger seats (21Q)
- Ebony Cloth, 10-way power Driver and 10-way power Passenger seats (21R)
- Ebony Leather, 10-way power Driver and 10-way power Passenger seats (21S)
- Audio Pack #20 (58W) when No Rear View Camera is selected
- Audio Pack #21 (58X) when No Rear View Camera is selected
- Audio Pack #22 (58Y) when No Rear View Camera is selected
- Audio Pack #28 (584) when No Rear View Camera is selected
- Adaptive Cruise Control (60D) when MyKey® (62B) is not selected

INTERIOR UPGRADE PACKAGE – CARGO VAN (96C)**Availability:**

- Cargo Vans

Not available with:

- Power Running Board (68L)
- Scuff Plate Kit (85A)
- Heavy-Duty Scuff Plate Kit (85B), unless ordered with Heavy-Duty Cargo Flooring (60B)

Includes:

- Full-Height Polypropylene Cargo Area Panels
- Vinyl, Front and Rear (16E)
- Short-Arm Power, Manual-Folding Mirrors (541) when BLIS with Cross-traffic Alert and Trailer Coverage (65A) is not selected
- Vinyl Sunvisor with Illuminated Vanity Mirror (Driver and Passenger) (85C)
- Dark Palazzo Gray Cloth, 2-way manual Driver and 2-way manual Passenger (21L)
- Cruise Control (60C)

Upgradeable Features/Options (for additional charge):

- Heavy-Duty Cargo Flooring (60B)
- Dark Palazzo Gray Cloth, 2-way manual Driver and 2-way manual Passenger (21C)
- Ebony Cloth, 2-way manual Driver and 2-way manual Passenger (21D)
- Ebony Cloth, 2-way manual Driver and 2-way manual Passenger (21M)
- Dark Palazzo Gray Cloth, 10-way power Driver and 10-way power Passenger seats (21Q)
- Ebony Cloth, 10-way power Driver and 10-way power Passenger seats (21R)
- Ebony Leather, 10-way power Driver and 10-way power Passenger seats (21S)
- Short-Arm, Power Adjusting, Manual-Folding Heated with Turn Signals Mirrors (545)
- Long-Arm, Power Adjusting, Manual-Folding Heated with Turn Signals Mirrors (544)
- Adaptive Cruise Control (60D) with Ambulance Prep Package

BUILDERS PREP PACKAGE (47E)**Deletes:**

- Rear Floor Covering
- Rear-Seats and Restraints
- Rear-Seat Rails and Fasteners

Availability:

- Passenger Van XL and Passenger Van XLT

Not available with:

- HID Headlamps (91A) (applies to Passenger Van XL only)

Requires:

- Dual AGM Batteries (63E)
- Front/Rear Aux A/C and Heater (Driver controlled) (57G) when Auxiliary Heater Prep Package without Rear Controls (62A) or Auxiliary Heater / AC Prep Package without Rear Controls (62C) are not ordered

Includes:

- Front License Plate Bracket (153)
- Modified Vehicle Wiring System (53K)
- Vinyl, Front only (16C) with Passenger Van XL and Carpet, Front only (16G) with Passenger Van XLT
- Less Rear Seat (96K)

Upgradeable Features/Options (for additional charge):

- Auxiliary Heater Prep Package without Rear Controls (62A) (Medium and High Roof only)
- Auxiliary Heater / AC Prep Package without Rear Controls (62C) (Medium and High Roof only)

MODIFIED VEHICLE WIRING SYSTEM (53K)**Availability:**

- Cargo Van, Crew Van, Passenger Van XL, Passenger Van XLT, Cutaway (Standard) and Chassis Cab (Standard)

Required (Cargo Van, Crew Van, Passenger Van XL and Passenger Van XLT Only):

- Dual AGM Batteries (63E)

Includes:

- Modified vehicle connections for customized wiring harness provisions

RIGHT HAND DOOR DELETE (60X)**Availability:**

- Cutaway

Not available with:

- Ambulance Prep Package – Cutaway (47F) and Motorhome Prep Package (47M)
- Short-Arm, Power Adjusting, Manual-Folding Mirrors (541)
- Short-Arm, Power Adjusting, Manual-Folding Heated with Turn Signals Mirrors (545)
- Long-Arm, Power Adjusting, Manual-Folding Mirrors (543)
- Long-Arm, Power Adjusting, Manual-Folding Heated with Turn Signals Mirrors (544)
- Front and Rear Split-View Camera (61D)

Requires:

- Passenger Seat Delete (21J)
- Exterior Mirror Delete (54X)

NOTE 1: Intended for upfitters who modify the factory roof**NOTE 2: When adding an audio package, besides Radio Prep**

Package (58T), audio quality may slightly be diminished due to the deletion of the right hand door speaker.

HEAVY-DUTY TRAILER TOW PACKAGE (53B)**Availability:**

- Cargo Van, Crew Van, Passenger Van XL and Passenger Van XLT

Not available with:

- Rear Tow Hook

Includes:

- Tow/Haul Mode with Trailer Wiring Provisions
- 4/7 Pin Connector Assembly and Rear Jumper (Included in Cargo Van and Passenger Van only)
- Relay system for backup/B+/running lights
- Frame mounted hitch receiver

NOTE: This package does not include a Trailer Brake Controller (67D).

Additionally, if customer wants a trailer brake controller after initial purchase, it will have to be an aftermarket trailer brake controller and aftermarket wiring harness.

TOW/HAUL MODE WITH TRAILER WIRING PROVISIONS (53D)**Availability:**

- Cargo Van, Crew Van, Passenger Van XL, Passenger Van XLT, Cutaway and Chassis Cab

Includes:

- Trailer Wiring Harness to rear of vehicle for upfit
- Trailer Sway Control (TSC)
- 4/7 Pin Connector Assembly and Rear Jumper (Included in Cargo Van and Passenger Van only)
- Tow/Haul Mode

Included with:

- Motorhome Prep Package (47M)

NOTE: This package does not include a Trailer Brake Controller (67D).

Additionally, if customer wants a trailer brake controller after initial purchase, it will have to be an aftermarket trailer brake controller and aftermarket wiring harness.

PACKAGED OPTIONS

MOTORHOME PREP PACKAGE (47M)

Availability:

- Cutaway

Not available with:

- Right Hand Door Delete (60X)

Includes:

- Cruise Control (60C) if a 3.5L PFDi V6 (998) engine or a 3.5L EcoBoost® V6 (99G) engine is selected
- Adaptive Cruise Control (60D) if a 2.0L EcoBlue® Bi-Turbo I4 Diesel (99A) engine is selected
- Audio Pack #19 (58V) when No Rear View Camera is selected
- Tow/Haul Mode with Trailer Wiring Provisions (53D)
- Front License Plate Bracket (153)
- Dual AGM Batteries (63E)
- Modified Vehicle Wiring System (53K)
- Dark Palazzo Gray Cloth, 4-way manual swivel Driver and 4-way manual swivel Passenger (21T)
- Exterior Upgrade Package (18D) on SRW configurations
- Exterior Upgrade Package (18L) on DRW configurations
- Auxiliary Fuse Panel with High Spec Interface Connector (87E)

Upgradeable Features/Options (for additional charge):

- Ebony Cloth, 2-way manual Driver and 2-way manual Passenger seat (21D)
- Dark Palazzo Gray Cloth, 4-way manual swivel Driver and 4-way manual swivel Passenger seats (218) (S6P, S8P, U6P and U8P only)
- Audio Pack #20 (58W) when No Rear View Camera is selected
- Audio Pack #21 (58X) when No Rear View Camera is selected
- Audio Pack #22 (58Y) when No Rear View Camera is selected
- Audio Pack #28 (584) when No Rear View Camera is selected
- HID Headlamps (91A)

SHUTTLE BUS PREP PACKAGE – (47S)

Availability:

- Cutaway

Includes:

- Exterior Upgrade Package (18D) on SRW configurations
- Exterior Upgrade Package (18L) on DRW configurations
- Front License Plate Bracket (153)
- Dual AGM Batteries (63E)
- Auxiliary Fuse Panel with High Spec Interface Connector (87E)
- Modified Vehicle Wiring System (53K)
- Audio Pack #19 (58V) when No Rear View Camera is selected

Applicable Options (not part of Prep Package):

- Right Hand Door Delete (60X) is only available when Rear View Camera and Prep Kit (61A) is selected
- Audio Pack #20 (58W) when No Rear View Camera is selected
- Audio Pack #21 (58X) when No Rear View Camera is selected
- Audio Pack #22 (58Y) when No Rear View Camera is selected
- Audio Pack #28 (584) when No Rear View Camera is selected

SCHOOL BUS PREP PACKAGE – (47C)

Availability:

- Cutaway
- Fleet only

Not available with:

- Extended Length configurations

Includes:

- Safety Glass (65B)
- Front License Plate Bracket (153)
- Right Hand Door Delete (60X)
- Dual AGM Batteries (63E)
- Separate Stop Turn Tail Lamp – LED Enabled (43Q)
- Auxiliary Fuse Panel with High Spec Interface Connector (87E)
- Dual-note Horn (85D)

NOTE: Requires Passenger Seat Delete (21J) and School Bus Yellow (BY) Paint

MULTI-FUNCTION SCHOOL ACTIVITY BUS (MFSAB) PREP PACKAGE (47Q)

Availability:

- Cutaway
- Fleet only

Not available with:

- Extended Length configurations

Includes:

- Safety Glass (65B)
- Front License Plate Bracket (153)
- Right Hand Door Delete (60X)
- Dual AGM Batteries (63E)
- Separate Stop Turn Tail Lamp – LED Enabled (43Q)
- Auxiliary Fuse Panel with High Spec Interface Connector (87E)
- Dual-note Horn (85D)

NOTE: Requires Passenger Seat Delete (21J) and Oxford White (YZ) Paint

AMBULANCE PREP PACKAGE – CARGO VAN (47B)

Availability:

- Medium Roof or High Roof Cargo Van with Sliding Passenger-side Cargo Door
- 3.5L EcoBoost® V6 (99G)

Includes:

- Dual AGM Batteries (63E)
- Dual Alternator (63C)
- Fixed Rear Cargo Door Glass and Fixed Passenger-side Glass (17B)
- 3.73 Limited-Slip Axle (X7L)
- Modified Vehicle Wiring System (53K)
- Front License Plate Bracket (153)
- Auxiliary Fuse Panel with High Spec Interface Connector (87E)
- Dual-note Horn (85D)

Upgradeable Features/Options (for additional charge):

- Privacy Glass (92E) with Rear-Window Defroster (57N)

NOTE 1: Check with Upfitter on charge margin acceptability

NOTE 2: 3.5L EcoBoost® V6 (99G) engine does not include Auto Start-Stop technology on this particular application

AMBULANCE PREP PACKAGE – CUTAWAY (47F)**Availability:**

- Cutaway

Not available with:

- Passenger Seat Delete (21J and 21K)
- Right Hand Door Delete (60X)

Requires:

- 3.5L EcoBoost® V6 (10,360lb or 11,000lb GVWR configurations only) (99G)

Includes:

- Short-Arm, Power Adjusting, Manual-Folding Mirrors (54I)
- Dual AGM Batteries (63E)
- Dual Alternator (63C)
- 3.73 Limited-Slip Axle
- Spare Tire and Wheel (51D)
- Front License Plate Bracket (153)
- Separate Stop Turn Tail Lamp – LED Enabled (43Q)
- Auxiliary Heater / AC Prep Package without Rear Controls (62C)
- Auxiliary Fuse Panel with High Spec Interface Connector (87E)
- Dual-note Horn (85D)

Upgradeable Features/Options (for additional charge):

- Short-Arm, Power Adjusting, Manual-Folding Heated with Turn Signals Mirrors (545)
- Long-Arm, Power Adjusting, Manual-Folding Mirrors (543)
- Long-Arm, Power Adjusting, Manual-Folding Heated with Turn Signals Mirrors (544)
- Exterior Mirror Delete (54X)

NOTE 1: Check with Upfitter on charge margin acceptability

NOTE 2: 3.5L EcoBoost® V6 (99G) engine does not include Auto Start-Stop technology on this particular application

REAR VIEW CAMERA AND PREP KIT (61A)**Availability:**

- Cutaway and Chassis Cab

Pre-installed Content Includes:

- Cab Wiring
- Frame Wiring to the rear most cross member
- Will display in rearview mirror when ordered with Radio Prep Package (58T), otherwise will display in multi-function display

Upfitters Kit Includes:

- Camera with mounting bracket
- 20' Jumper wire
- Camera mounting and aiming instructions

NOTE: For incomplete vehicles, upfitter must add a rear view camera to vehicles that are 10,000lb GVWR or less to complete the vehicle and meet FMVSS 111 requirements. Rear View Camera and Prep Kit (61A) is available as a dunnage kit that requires upfitter installation.

UPFITTER PACKAGE (67C)**Availability:**

- Cargo Van, Crew Van, Passenger Van XL, Passenger Van XLT, Cutaway and Chassis Cab

Includes:

- High Capacity Upfitter Switches
- Large Center Console (67E)
- Auxiliary Fuse Panel with High Spec Interface Connector (87E)
- Dual AGM Batteries (63E)
- Modified Vehicle Wiring System (53K)

EMISSIONS REQUIREMENT LOCATIONS**CALIFORNIA EMISSIONS STATES**.....

CA, CT, DE, MA, MD, ME, NJ, NY, OR, PA, RI, VT, WA

CROSS BORDER STATES.....

AZ, DC, ID, NH, NV, OH, VA, WV

FEDERAL EMISSIONS STATES.....

Remaining States/Regions

EMISSIONS STANDARD/OPTIONAL EQUIPMENT**50-STATE EMISSIONS SYSTEM** **425**

Standard equipment on all Transit engines and all Transit configurations.

MISCELLANEOUSCOV Required **79V**Priced DORA **C09****VEHICLE SPECIAL ORDER (VSO)**

FLEET ONLY. See www.fmcdealer.com for current VSO Order Guide. This live guide includes VSO option codes, descriptions and pricing. Email vsomail@ford.com or call 1.800.34.FLEET, menu 4 w/any VSO questions you may have.

FUEL ECONOMY

TRUCKS W/GROSS VEHICLE WEIGHT RATINGS OVER 8,500 POUNDS ARE NOT INCLUDED IN THE EPA FUEL ECONOMY RATING SYSTEM. FUEL ECONOMY INFORMATION ON THESE MODELS IS GENERALLY NOT AVAILABLE BECAUSE OF WIDE VARIANCES IN VEHICLE LOADING AND OPERATIONAL CONDITIONS BETWEEN VARIOUS CUSTOMER APPLICATIONS.

ENGINE HORSEPOWER AND TORQUE RATINGS

ENGINE	TRANSMISSION	NOMINAL COMPRESSION RATIO	50-STATES	
			HORSEPOWER	TORQUE
			H.P. @ RPM	LB.-FT. @ RPM
3.5L PFDi V6	10-Speed Automatic Overdrive	11.8:1	275 @ 6,500	262 @ 3,750
3.5L EcoBoost® V6	10-Speed Automatic Overdrive	10.0:1	310 @ 5,000	400 @ 2,500
2.0L EcoBlue® Bi-Turbo 14 Diesel	10-Speed Automatic Overdrive	16.0:1	210 @ 3,750	369 @ 1,750-2,000